

# NM Runde Rudskogen

Youngtimer

Rudskogen 3,217 Km

Qualifying

11.08.2018 11:25

Qualifying (15:00 Time) started at 11:25:11

Pos	No.	Name	Entrant	Make	Nat-Club	Laps	Best Tm	Diff	In Lap	2nd Best
1	170	<b>Bent Dyhre Hansen</b>	Devil Island Racing	BMW M3 E36	DEN-HMS - DK	8	1:37.148		4	1:37.428
2	269	<b>Kim König</b>	Team Bundgas	Peugeot 306	DEN-HMS - DK	7	1:38.266	1.118	6	1:38.993
3	173	<b>Tommy Dam Kieffer</b>	Devil Island Racing	BMW 330i E36	DEN-HMS - DK	8	1:38.445	1.297	8	1:38.771
4	201	<b>Henrik Have Jakobsen</b>		Lexus IS200	DEN-MS Sønderjylland	8	1:39.690	2.542	8	1:40.450
5	256	<b>Ole Sondrup</b>	Gråbæk Racecars	BMW 328i E36	DEN-HMS - DK	8	1:39.848	2.700	5	1:40.306
6	222	<b>Søren Christensen</b>	Gråbæk Racecars	BMW 330i E46	DEN-HMS - DK	8	1:40.600	3.452	7	1:40.990
7	198	<b>Chris Leonhard</b>		BMW M3 E46	DEN-Ikast & Omegn M	8	1:40.985	3.837	7	1:42.345
8	277	<b>Arne Hansen</b>	NordicRebar Racing	Renault Clio	DEN-MS Sønderjylland	8	1:42.039	4.891	6	1:42.191
9	246	<b>Thomas Bakke</b>	Team Bundgas	BMW 328ci E46	DEN-HMS - DK	7	1:42.241	5.093	2	1:42.641
10	203	<b>Stefan Eriksen</b>		Toyota Corolla	DEN-MS Sønderjylland	8	1:44.196	7.048	7	1:44.517
11	151	<b>Sebastian Petersen</b>	Devil Island Racing	BMW E36	DEN-HMS - DK	7	1:45.727	8.579	7	1:46.288
12	231	<b>Max Terpger</b>		BMW 320i E46	DEN-Aarhus AS	7	1:45.800	8.652	6	1:46.362
13	381	<b>Kenneth Engelberg Olser</b>	KKKK	VW Golf GTI	DEN-Næstved MKA	7	1:45.939	8.791	3	1:46.762
14	333	<b>Erik Nielsen</b>		BMW 318Ti Comf	DEN-HMS - DK	7	1:47.833	10.685	6	1:48.342
15	258	<b>Knud Andersen</b>	Gråbæk Racecars	BMW E46	DEN-Aarhus AS	7	1:52.616	15.468	4	1:53.035
16	311	<b>Ole Knudsen</b>	Knudsen Racing	Peugeot 106 GTI	DEN-HMS - DK	7	1:52.828	15.680	7	1:53.078

# NM Runde Rudskogen

## Youngtimer

## Rudskogen 3,217 Km

### Qualifying

11.08.2018 11:25

### Qualifying (15:00 Time) started at 11:25:11

Lap	Lap Tm	Diff	Time of Day
<b>(170) Bent Dyhre Hansen</b>			
1	1:43.932	+6.784	11:29:34.320
2	1:39.967	+2.819	11:31:14.287
3	1:37.763	+0.615	11:32:52.050
4	1:37.148		11:34:29.198
5	1:37.524	+0.376	11:36:06.722
6	1:38.080	+0.932	11:37:44.802
7	1:38.308	+1.160	11:39:23.110
8	1:37.428	+0.280	11:41:00.538
<b>(269) Kim König</b>			
1	1:43.315	+5.049	11:30:31.038
2	1:43.822	+5.556	11:32:14.860
3	1:40.031	+1.765	11:33:54.891
4	1:39.179	+0.913	11:35:34.070
5	1:39.829	+1.563	11:37:13.899
6	1:38.266		11:38:52.165
7	1:38.993	+0.727	11:40:31.158
<b>(173) Tommy Dam Kieffer</b>			
1	1:44.093	+5.648	11:29:35.063
2	1:41.538	+3.093	11:31:16.601
3	1:39.738	+1.293	11:32:56.339
4	1:40.159	+1.714	11:34:36.498
5	1:39.116	+0.671	11:36:15.614
6	1:38.969	+0.524	11:37:54.583
7	1:38.771	+0.326	11:39:33.354
8	1:38.445		11:41:11.799
<b>(201) Henrik Have Jakobsen</b>			
1	1:46.670	+6.980	11:29:24.140
2	1:43.145	+3.455	11:31:07.285
3	1:41.318	+1.628	11:32:48.603
4	1:40.588	+0.898	11:34:29.191
5	1:40.860	+1.170	11:36:10.051
6	1:41.506	+1.816	11:37:51.557
7	1:40.450	+0.760	11:39:32.007
8	1:39.690		11:41:11.697
<b>(256) Ole Sondrup</b>			
1	1:46.531	+6.683	11:29:27.386
2	1:41.782	+1.934	11:31:09.168
3	1:41.386	+1.538	11:32:50.554
4	1:41.799	+1.951	11:34:32.353
5	1:39.848		11:36:12.201
6	1:40.306	+0.458	11:37:52.507
7	1:40.306	+0.458	11:39:32.813
8	1:41.110	+1.262	11:41:13.923
<b>(222) Søren Christensen</b>			
1	1:44.871	+4.271	11:29:33.957
2	1:45.710	+5.110	11:31:19.667
3	1:42.921	+2.321	11:33:02.588
4	1:42.245	+1.645	11:34:44.833
5	1:40.990	+0.390	11:36:25.823
6	1:41.366	+0.766	11:38:07.189
7	1:40.600		11:39:47.789
p8	2:07.555	+26.955	11:41:55.344
<b>(198) Chris Leonhard</b>			
1	1:46.608	+5.623	11:29:24.639
2	1:43.916	+2.931	11:31:08.555
3	1:46.923	+5.938	11:32:55.478
4	1:45.190	+4.205	11:34:40.668
5	1:42.345	+1.360	11:36:23.013

Lap	Lap Tm	Diff	Time of Day
6	1:42.648	+1.663	11:38:05.661
7	1:40.985		11:39:46.646
p8	2:00.520	+19.535	11:41:47.166
<b>(277) Arne Hansen</b>			
1	1:50.179	+8.140	11:29:47.166
2	1:45.576	+3.537	11:31:32.742
3	1:45.586	+3.547	11:33:18.328
4	1:44.209	+2.170	11:35:02.537
5	1:44.388	+2.349	11:36:46.925
6	1:42.039		11:38:28.964
7	1:42.288	+0.249	11:40:11.252
8	1:42.191	+0.152	11:41:53.443
<b>(246) Thomas Bakke</b>			
1	1:43.810	+1.569	11:30:05.135
2	1:42.241		11:31:47.376
3	1:42.641	+0.400	11:33:30.017
4	1:42.697	+0.456	11:35:12.714
5	1:43.180	+0.939	11:36:55.894
6	1:43.125	+0.884	11:38:39.019
7	1:46.184	+3.943	11:40:25.203
<b>(203) Stefan Eriksen</b>			
1	1:50.628	+6.432	11:29:30.140
2	1:46.304	+2.108	11:31:16.444
3	1:45.328	+1.132	11:33:01.772
4	1:45.323	+1.127	11:34:47.095
5	1:45.671	+1.475	11:36:32.766
6	1:44.517	+0.321	11:38:17.283
7	1:44.196		11:40:01.479
p8	2:15.583	+31.387	11:42:17.062
<b>(151) Sebastian Petersen</b>			
1	1:52.352	+6.625	11:29:46.821
2	1:49.937	+4.210	11:31:36.758
3	1:47.799	+2.072	11:33:24.557
4	1:47.461	+1.734	11:35:12.018
5	1:47.306	+1.579	11:36:59.324
6	1:46.288	+0.561	11:38:45.612
7	1:45.727		11:40:31.339
<b>(231) Max Terpager</b>			
1	1:46.397	+0.597	11:29:49.290
2	1:47.709	+1.909	11:31:36.999
3	2:09.823	+24.023	11:33:46.822
4	1:46.425	+0.625	11:35:33.247
5	1:46.362	+0.562	11:37:19.609
6	1:45.800		11:39:05.409
7	1:46.815	+1.015	11:40:52.224
<b>(381) Kenneth Engelberg Olsen</b>			
1	1:51.205	+5.266	11:30:26.608
2	1:48.221	+2.282	11:32:14.829
3	1:45.939		11:34:00.768
4	1:48.869	+2.930	11:35:49.637
5	1:47.216	+1.277	11:37:36.853
6	1:46.770	+0.831	11:39:23.623
7	1:46.762	+0.823	11:41:10.385
<b>(333) Erik Nielsen</b>			
1	1:52.138	+4.305	11:29:29.214
2	1:52.137	+4.304	11:31:21.351
3	1:49.978	+2.145	11:33:11.329
4	1:48.380	+0.547	11:34:59.709
5	1:48.960	+1.127	11:36:48.669

Lap	Lap Tm	Diff	Time of Day
6	1:47.833		11:38:36.502
7	1:48.342	+0.509	11:40:24.844
<b>(258) Knud Andersen</b>			
1	1:57.801	+5.185	11:30:24.021
2	1:55.940	+3.324	11:32:19.961
3	1:53.035	+0.419	11:34:12.996
4	1:52.616		11:36:05.612
5	1:55.698	+3.082	11:38:01.310
6	1:55.155	+2.539	11:39:56.465
p7	2:23.851	+31.235	11:42:20.316
<b>(311) Ole Knudsen</b>			
1	1:58.730	+5.902	11:30:29.416
2	1:55.456	+2.628	11:32:24.872
3	1:53.835	+1.007	11:34:18.707
4	1:53.805	+0.977	11:36:12.512
5	1:53.810	+0.982	11:38:06.322
6	1:53.078	+0.250	11:39:59.400
7	1:52.828		11:41:52.228

**NM Runde Rudskogen**

Youngtimer

Rudskogen 3,217 Km

Final 1

11.08.2018 13:45


Race (9 Laps)

311
16
333
14
231
12
203
10
277
8
222
6
201
4
269
2

258
15
381
13
151
11
246
9
198
7
256
5
173
3
170
1

8  
7  
6  
5  
4  
3  
2  
1

POLE POSITION



# NM Runde Rudskogen

**Youngtimer**

**Rudskogen 3,217 Km**

**Final 1**

**11.08.2018 13:45**

**Race (9 Laps) started at 13:48:08**

Pos	No.	Name	Entrant	Make	Nat-Club	Total Tm	Laps	Diff	Best Tm	Ø km/h
<b>Youngtimer YT-1</b>										
1	170	<b>Bent Dyhre Hansen</b>	Devil Island Racing	BMW M3 E36	DEN-HMS - DK	17:52.956	<b>9</b>		1:56.667	97,144
2	198	<b>Chris Leonhard</b>		BMW M3 E46	DEN-Ikast & Omegn M	18:57.830	<b>9</b>	1:04.874	2:03.926	91,605
3	201	<b>Henrik Have Jakobsen</b>		Lexus IS200	DEN-MS Sønderjylland	18:58.282	<b>9</b>	1:05.326	2:04.340	91,569
4	151	<b>Sebastian Petersen</b>	Devil Island Racing	BMW E36	DEN-HMS - DK	19:03.280	<b>9</b>	1:10.324	2:03.803	91,168
5	173	<b>Tommy Dam Kieffer</b>	Devil Island Racing	BMW 330i E36	DEN-HMS - DK	17:22.073	<b>8</b>	1 Lap	2:02.625	88,909
<b>Youngtimer YT-2</b>										
1	277	<b>Arne Hansen</b>	NordicRebar Racing	Renault Clio	DEN-MS Sønderjylland	18:24.967	<b>9</b>		2:00.018	94,329
2	256	<b>Ole Sondrup</b>	Gråbæk Racecars	BMW 328i E36	DEN-HMS - DK	18:58.972	<b>9</b>	34.005	2:02.938	91,513
3	246	<b>Thomas Bakke</b>	Team Bundgas	BMW 328ci E46	DEN-HMS - DK	19:03.841	<b>9</b>	38.874	2:04.432	91,124
4	203	<b>Stefan Eriksen</b>		Toyota Corolla	DEN-MS Sønderjylland	19:50.572	<b>9</b>	1:25.605	2:10.030	87,547
5	231	<b>Max Terpager</b>		BMW 320i E46	DEN-Aarhus AS	17:59.412	<b>8</b>	1 Lap	2:13.046	85,833
6	269	<b>Kim König</b>	Team Bundgas	Peugeot 306	DEN-HMS - DK	18:26.007	<b>8</b>	1 Lap	2:03.999	83,769
7	222	<b>Søren Christensen</b>	Gråbæk Racecars	BMW 330i E46	DEN-HMS - DK	19:20.480	<b>8</b>	1 Lap	2:20.233	79,837
Not classified (80% = 7 Laps)										
DNS	258	<b>Knud Andersen</b>	Gråbæk Racecars	BMW E46	DEN-Aarhus AS				DNS	-
<b>Youngtimer YT-3</b>										
1	311	<b>Ole Knudsen</b>	Knudsen Racing	Peugeot 106 GTI	DEN-HMS - DK	18:35.972	<b>8</b>		2:17.168	83,021
2	333	<b>Erik Nielsen</b>		BMW 318Ti Compact	DEN-HMS - DK	18:57.801	<b>8</b>	21.829	2:11.610	81,429
Not classified (80% = 7 Laps)										
DNF	381	<b>Kenneth Engelberg Olsen</b>	KKKK	VW Golf GTI	DEN-Næstved MKA				DNF	-

## Announcements

These results are provisional until the conclusion of any judicial and technical matters!

Weather: rainy 16 degrees wet track

No. 333 drive through penalty / overtaking under yellow flag

Margin of Victory	Ø km/h	Best Lap Tm	km/h	Best Lap by
32.011	97,144	1:56.667	99,267	170 - Bent Dyhre Hansen

Official Timing [www.mwraceconsulting.com](http://www.mwraceconsulting.com)

Orbits

Timekeeping Victor Rosén:

Clerk of the course Mikael Carlsson:

Steward Thomas Michelsen:

Secretary of the meeting Tone Larsen:

L

# NM Runde Rudskogen

Youngtimer

Rudskogen 3,217 Km

Final 1

11.08.2018 13:45

Race (9 Laps) started at 13:48:08

Pos	No.	Name	Entrant	Make	Nat-Club	Total Tm	Laps	Diff	Best Tm	Ø km/h
1	170	<b>Bent Dyhre Hansen</b>	Devil Island Racing	BMW M3 E36	DEN-HMS - DK	17:52.956	<b>9</b>		1:56.667	97,144
2	277	<b>Arne Hansen</b>	NordicRebar Racing	Renault Clio	DEN-MS Sønderjylland	18:24.967	<b>9</b>	32.011	2:00.018	94,329
3	198	<b>Chris Leonhard</b>		BMW M3 E46	DEN-Ikast & Omegn M	18:57.830	<b>9</b>	1:04.874	2:03.926	91,605
4	201	<b>Henrik Have Jakobsen</b>		Lexus IS200	DEN-MS Sønderjylland	18:58.282	<b>9</b>	1:05.326	2:04.340	91,569
5	256	<b>Ole Sondrup</b>	Gråbæk Racecars	BMW 328i E36	DEN-HMS - DK	18:58.972	<b>9</b>	1:06.016	2:02.938	91,513
6	151	<b>Sebastian Petersen</b>	Devil Island Racing	BMW E36	DEN-HMS - DK	19:03.280	<b>9</b>	1:10.324	2:03.803	91,168
7	246	<b>Thomas Bakke</b>	Team Bundgas	BMW 328ci E46	DEN-HMS - DK	19:03.841	<b>9</b>	1:10.885	2:04.432	91,124
8	203	<b>Stefan Eriksen</b>		Toyota Corolla	DEN-MS Sønderjylland	19:50.572	<b>9</b>	1:57.616	2:10.030	87,547
9	173	<b>Tommy Dam Kieffer</b>	Devil Island Racing	BMW 330i E36	DEN-HMS - DK	17:22.073	<b>8</b>	1 Lap	2:02.625	88,909
10	231	<b>Max Terpager</b>		BMW 320i E46	DEN-Aarhus AS	17:59.412	<b>8</b>	1 Lap	2:13.046	85,833
11	269	<b>Kim König</b>	Team Bundgas	Peugeot 306	DEN-HMS - DK	18:26.007	<b>8</b>	1 Lap	2:03.999	83,769
12	311	<b>Ole Knudsen</b>	Knudsen Racing	Peugeot 106 GTI	DEN-HMS - DK	18:35.972	<b>8</b>	1 Lap	2:17.168	83,021
13	333	<b>Erik Nielsen</b>		BMW 318Ti Compact	DEN-HMS - DK	18:57.801	<b>8</b>	1 Lap	2:11.610	81,429
14	222	<b>Søren Christensen</b>	Gråbæk Racecars	BMW 330i E46	DEN-HMS - DK	19:20.480	<b>8</b>	1 Lap	2:20.233	79,837

Not classified (80% = 7 Laps)

DNF	381	<b>Kenneth Engelberg Olsen</b>	KKKK	VW Golf GTI	DEN-Næstved MKA			DNF		-
DNS	258	<b>Knud Andersen</b>	Gråbæk Racecars	BMW E46	DEN-Aarhus AS			DNS		-

## Announcements

These results are provisional until the conclusion of any judicial and technical matters!

Weather: rainy 16 degrees wet track

No. 333 drive through penalty / overtaking under yellow flag

Margin of Victory	Ø km/h	Best Lap Tm	km/h	Best Lap by
32.011	97,144	1:56.667	99,267	170 - Bent Dyhre Hansen

Official Timing [www.mwraceconsulting.com](http://www.mwraceconsulting.com)

Orbits

Timekeeping Victor Rosén:

Clerk of the course Mikael Carlsson:

Steward Thomas Michelsen:

Secretary of the meeting Tone Larsen:

Printed: 11.08.2018 14:09:27

L

# NM Runde Rudskogen

## Youngtimer

## Rudskogen 3,217 Km

### Final 1

11.08.2018 13:45

### Race (9 Laps) started at 13:48:08

Lap	Lap Tm	Diff	Time of Day
<b>(170) Bent Dyhre Hansen</b>			
1			13:50:07.075
2	<b>1:56.667</b>		13:52:03.742
3	<b>1:57.909</b>	+1.242	13:54:01.651
4	<b>1:57.714</b>	+1.047	13:55:59.365
5	<b>1:58.859</b>	+2.192	13:57:58.224
6	<b>2:00.871</b>	+4.204	13:59:59.095
7	<b>2:00.120</b>	+3.453	14:01:59.215
8	<b>2:00.984</b>	+4.317	14:04:00.199
9	<b>2:01.218</b>	+4.551	14:06:01.417

Lap	Lap Tm	Diff	Time of Day
<b>(277) Arne Hansen</b>			
1			13:50:10.496
2	<b>2:00.018</b>		13:52:10.514
3	<b>2:00.312</b>	+0.294	13:54:10.826
4	<b>2:00.629</b>	+0.611	13:56:11.455
5	<b>2:01.287</b>	+1.269	13:58:12.742
6	<b>2:03.385</b>	+3.367	14:00:16.127
7	<b>2:03.904</b>	+3.886	14:02:20.031
8	<b>2:06.171</b>	+6.153	14:04:26.202
9	<b>2:07.226</b>	+7.208	14:06:33.428

Lap	Lap Tm	Diff	Time of Day
<b>(198) Chris Leonhard</b>			
1			13:50:22.832
2	<b>2:07.018</b>	+3.092	13:52:29.850
3	<b>2:05.669</b>	+1.743	13:54:35.519
4	<b>2:06.455</b>	+2.529	13:56:41.974
5	<b>2:05.146</b>	+1.220	13:58:47.120
6	<b>2:04.929</b>	+1.003	14:00:52.049
7	<b>2:05.087</b>	+1.161	14:02:57.136
8	<b>2:03.926</b>		14:05:01.062
9	<b>2:05.229</b>	+1.303	14:07:06.291

Lap	Lap Tm	Diff	Time of Day
<b>(201) Henrik Have Jakobsen</b>			
1			13:50:19.567
2	<b>2:06.633</b>	+2.293	13:52:26.200
3	<b>2:04.651</b>	+0.311	13:54:30.851
4	<b>2:04.340</b>		13:56:35.191
5	<b>2:06.454</b>	+2.114	13:58:41.645
6	<b>2:06.030</b>	+1.690	14:00:47.675
7	<b>2:06.116</b>	+1.776	14:02:53.791
8	<b>2:06.417</b>	+2.077	14:05:00.208
9	<b>2:06.535</b>	+2.195	14:07:06.743

Lap	Lap Tm	Diff	Time of Day
<b>(256) Ole Sondrup</b>			
1			13:50:20.077
2	<b>2:06.981</b>	+4.043	13:52:27.058
3	<b>2:04.532</b>	+1.594	13:54:31.590
4	<b>2:04.645</b>	+1.707	13:56:36.235
5	<b>2:06.507</b>	+3.569	13:58:42.742
6	<b>2:05.351</b>	+2.413	14:00:48.093
7	<b>2:08.540</b>	+5.602	14:02:56.633
8	<b>2:07.862</b>	+4.924	14:05:04.495
9	<b>2:02.938</b>		14:07:07.433

Lap	Lap Tm	Diff	Time of Day
<b>(151) Sebastian Petersen</b>			
1			13:50:21.170
2	<b>2:06.747</b>	+2.944	13:52:27.917
3	<b>2:05.995</b>	+2.192	13:54:33.912
4	<b>2:07.623</b>	+3.820	13:56:41.535
5	<b>2:04.774</b>	+0.971	13:58:46.309
6	<b>2:03.803</b>		14:00:50.112
7	<b>2:07.074</b>	+3.271	14:02:57.186
8	<b>2:08.102</b>	+4.299	14:05:05.288
9	<b>2:06.453</b>	+2.650	14:07:11.741

Lap	Lap Tm	Diff	Time of Day
<b>(246) Thomas Bakke</b>			
1			13:50:20.791
2	<b>2:08.298</b>	+3.866	13:52:29.089
3	<b>2:07.395</b>	+2.963	13:54:36.484
4	<b>2:07.205</b>	+2.773	13:56:43.689
5	<b>2:05.200</b>	+0.768	13:58:48.889
6	<b>2:04.432</b>		14:00:53.321
7	<b>2:05.042</b>	+0.610	14:02:58.363
8	<b>2:09.311</b>	+4.879	14:05:07.674
9	<b>2:04.628</b>	+0.196	14:07:12.302

Lap	Lap Tm	Diff	Time of Day
<b>(203) Stefan Eriksen</b>			
1			13:50:27.728
2	<b>2:10.959</b>	+0.929	13:52:38.687
3	<b>2:11.876</b>	+1.846	13:54:50.563
4	<b>2:11.946</b>	+1.916	13:57:02.509
5	<b>2:11.049</b>	+1.019	13:59:13.558
6	<b>2:10.030</b>		14:01:23.588
7	<b>2:11.075</b>	+1.045	14:03:34.663
8	<b>2:12.290</b>	+2.260	14:05:46.953
9	<b>2:12.080</b>	+2.050	14:07:59.033

Lap	Lap Tm	Diff	Time of Day
<b>(173) Tommy Dam Kieffer</b>			
1			13:50:13.699
2	<b>2:02.625</b>		13:52:16.324
3	<b>2:07.572</b>	+4.947	13:54:23.896
4	<b>2:06.554</b>	+3.929	13:56:30.450
5	<b>2:07.046</b>	+4.421	13:58:37.496
6	<b>2:08.683</b>	+6.058	14:00:46.179
7	<b>2:08.850</b>	+6.225	14:02:55.029
p8	<b>2:35.505</b>	+32.880	14:05:30.534

Lap	Lap Tm	Diff	Time of Day
<b>(231) Max Terpager</b>			
1			13:50:28.781
2	<b>2:15.842</b>	+2.796	13:52:44.623
3	<b>2:13.443</b>	+0.397	13:54:58.066
4	<b>2:15.906</b>	+2.860	13:57:13.972
5	<b>2:13.633</b>	+0.587	13:59:27.605
6	<b>2:13.247</b>	+0.201	14:01:40.852
7	<b>2:13.046</b>		14:03:53.898
8	<b>2:13.975</b>	+0.929	14:06:07.873

Lap	Lap Tm	Diff	Time of Day
<b>(269) Kim König</b>			
1			13:50:19.974
2	<b>2:04.987</b>	+0.988	13:52:24.961
3	<b>2:03.999</b>		13:54:28.960
4	<b>2:04.803</b>	+0.804	13:56:33.763
5	<b>2:07.307</b>	+3.308	13:58:41.070
p6	<b>2:32.348</b>	+28.349	14:01:13.418
7	<b>3:08.043</b>	+1:04.044	14:04:21.461
8	<b>2:13.007</b>	+9.008	14:06:34.468

Lap	Lap Tm	Diff	Time of Day
<b>(311) Ole Knudsen</b>			
1			13:50:36.324
2	<b>2:19.232</b>	+2.064	13:52:55.556
3	<b>2:18.317</b>	+1.149	13:55:13.873
4	<b>2:18.603</b>	+1.435	13:57:32.476
5	<b>2:17.830</b>	+0.662	13:59:50.306
6	<b>2:17.168</b>		14:02:07.474
7	<b>2:19.217</b>	+2.049	14:04:26.691
8	<b>2:17.742</b>	+0.574	14:06:44.433

Lap	Lap Tm	Diff	Time of Day
<b>(333) Erik Nielsen</b>			
1			13:50:28.849
2	<b>2:11.610</b>		13:52:40.459

Lap	Lap Tm	Diff	Time of Day
3	<b>2:13.637</b>	+2.027	13:54:54.096
p4	<b>2:36.024</b>	+24.414	13:57:30.120
5	<b>2:39.971</b>	+28.361	14:00:10.091
6	<b>2:18.529</b>	+6.919	14:02:28.620
7	<b>2:20.044</b>	+8.434	14:04:48.664
8	<b>2:17.598</b>	+5.988	14:07:06.262

Lap	Lap Tm	Diff	Time of Day
<b>(222) Søren Christensen</b>			
1			13:50:42.927
2	<b>2:29.192</b>	+8.959	13:53:12.119
3	<b>2:26.762</b>	+6.529	13:55:38.881
4	<b>2:24.736</b>	+4.503	13:58:03.617
5	<b>2:22.153</b>	+1.920	14:00:25.770
6	<b>2:21.877</b>	+1.644	14:02:47.647
7	<b>2:20.233</b>		14:05:07.880
8	<b>2:21.061</b>	+0.828	14:07:28.941

# NM Runde Rudskogen

Youngtimer

Rudskogen 3,217 Km

Final 2

12.08.2018 09:45


Race (9 Laps)

258
16
222
14
311
12
231
10
203
8
151
6
201
4
277
2

381
15
333
13
269
11
173
9
246
7
256
5
198
3
170
1

8  
7  
6  
5  
4  
3  
2  
1

POLE POSITION





# NM Runde Rudskogen

Youngtimer

Rudskogen 3,217 Km

Final 2

12.08.2018 09:45

Race (9 Laps) started at 10:22:37

Pos	No.	Name	Entrant	Make	Nat-Club	Total Tm	Laps	Diff	Best Tm	Ø km/h
1	170	<b>Bent Dyhre Hansen</b>	Devil Island Racing	BMW M3 E36	DEN-HMS - DK	14:57.698	<b>9</b>		1:37.472	116,109
2	173	<b>Tommy Dam Kieffer</b>	Devil Island Racing	BMW 330i E36	DEN-HMS - DK	15:05.966	<b>9</b>	8.268	1:37.591	115,049
3	256	<b>Ole Sondrup</b>	Grabæk Racecars	BMW 328i E36	DEN-HMS - DK	15:11.027	<b>9</b>	13.329	1:39.144	114,410
4	269	<b>Kim König</b>	Team Bundgas	Peugeot 306	DEN-HMS - DK	15:21.948	<b>9</b>	24.250	1:38.839	113,055
5	222	<b>Søren Christensen</b>	Gråbæk Racecars	BMW 330i E46	DEN-HMS - DK	15:23.685	<b>9</b>	25.987	1:39.878	112,842
6	201	<b>Henrik Have Jakobsen</b>		Lexus IS200	DEN-MS Sønderjylland	15:28.314	<b>9</b>	30.616	1:40.560	112,280
7	277	<b>Arne Hansen</b>	NordicRebar Racing	Renault Clio	DEN-MS Sønderjylland	15:41.584	<b>9</b>	43.886	1:42.153	110,697
8	198	<b>Chris Leonhard</b>		BMW M3 E46	DEN-Ikast & Omegn M	15:43.284	<b>9</b>	45.586	1:40.684	110,498
9	246	<b>Thomas Bakke</b>	Team Bundgas	BMW 328ci E46	DEN-HMS - DK	15:54.738	<b>9</b>	57.040	1:43.459	109,172
10	151	<b>Sebastian Petersen</b>	Devil Island Racing	BMW E36	DEN-HMS - DK	16:04.493	<b>9</b>	1:06.795	1:44.711	108,068
11	231	<b>Max Terpger</b>		BMW 320i E46	DEN-Aarhus AS	16:24.983	<b>9</b>	1:27.285	1:46.080	105,820
12	203	<b>Stefan Eriksen</b>		Toyota Corolla	DEN-MS Sønderjylland	16:29.383	<b>9</b>	1:31.685	1:44.369	105,349
13	258	<b>Knud Andersen</b>	Gråbæk Racecars	BMW E46	DEN-Aarhus AS	15:22.372	<b>8</b>	1 Lap	1:51.757	100,447
14	311	<b>Ole Knudsen</b>	Knudsen Racing	Peugeot 106 GTI	DEN-HMS - DK	15:27.791	<b>8</b>	1 Lap	1:53.829	99,860

Not classified (80% = 7 Laps)

DNF	333	<b>Erik Nielsen</b>		BMW 318Ti Compact	DEN-HMS - DK	17:03.478	<b>4</b>	DNF	1:55.312	45,262
DNS	381	<b>Kenneth Engelberg Olsen</b>	KKKK	VW Golf GTI	DEN-Næstved MKA			DNS		-

## Announcements

These results are provisional until the conclusion of any judicial and technical matters!

Weather: cloudy 13 degrees dry track

Margin of Victory	Ø km/h	Best Lap Tm	km/h	Best Lap by
8.268	116,109	1:37.472	118,816	170 - Bent Dyhre Hansen

Official Timing [www.mwraceconsulting.com](http://www.mwraceconsulting.com)

Orbits

Timekeeping Victor Rosén:

Clerk of the course Mikael Carlsson:

Steward Thomas Michelsen:

Secretary of the meeting Tone Larsen:

Printed: 12.08.2018 10:39:52

L



# NM Runde Rudskogen

**Youngtimer**

**Rudskogen 3,217 Km**

**Final 2**

**12.08.2018 09:45**

**Race (9 Laps) started at 10:22:37**

Pos	No.	Name	Entrant	Make	Nat-Club	Total Tm	Laps	Diff	Best Tm	Ø km/h
<b>Youngtimer YT-1</b>										
1	170	<b>Bent Dyhre Hansen</b>	Devil Island Racing	BMW M3 E36	DEN-HMS - DK	14:57.698	<b>9</b>		1:37.472	116,109
2	173	<b>Tommy Dam Kieffer</b>	Devil Island Racing	BMW 330i E36	DEN-HMS - DK	15:05.966	<b>9</b>	8.268	1:37.591	115,049
3	201	<b>Henrik Have Jakobsen</b>		Lexus IS200	DEN-MS Sønderjylland	15:28.314	<b>9</b>	30.616	1:40.560	112,280
4	198	<b>Chris Leonhard</b>		BMW M3 E46	DEN-Ikast & Omegn M	15:43.284	<b>9</b>	45.586	1:40.684	110,498
5	151	<b>Sebastian Petersen</b>	Devil Island Racing	BMW E36	DEN-HMS - DK	16:04.493	<b>9</b>	1:06.795	1:44.711	108,068
<b>Youngtimer YT-2</b>										
1	256	<b>Ole Sondrup</b>	Grabæk Racecars	BMW 328i E36	DEN-HMS - DK	15:11.027	<b>9</b>		1:39.144	114,410
2	269	<b>Kim König</b>	Team Bundgas	Peugeot 306	DEN-HMS - DK	15:21.948	<b>9</b>	10.921	1:38.839	113,055
3	222	<b>Søren Christensen</b>	Gråbæk Racecars	BMW 330i E46	DEN-HMS - DK	15:23.685	<b>9</b>	12.658	1:39.878	112,842
4	277	<b>Arne Hansen</b>	NordicRebar Racing	Renault Clio	DEN-MS Sønderjylland	15:41.584	<b>9</b>	30.557	1:42.153	110,697
5	246	<b>Thomas Bakke</b>	Team Bundgas	BMW 328ci E46	DEN-HMS - DK	15:54.738	<b>9</b>	43.711	1:43.459	109,172
6	231	<b>Max Terpger</b>		BMW 320i E46	DEN-Aarhus AS	16:24.983	<b>9</b>	1:13.956	1:46.080	105,820
7	203	<b>Stefan Eriksen</b>		Toyota Corolla	DEN-MS Sønderjylland	16:29.383	<b>9</b>	1:18.356	1:44.369	105,349
8	258	<b>Knud Andersen</b>	Gråbæk Racecars	BMW E46	DEN-Aarhus AS	15:22.372	<b>8</b>	1 Lap	1:51.757	100,447
<b>Youngtimer YT-3</b>										
1	311	<b>Ole Knudsen</b>	Knudsen Racing	Peugeot 106 GTI	DEN-HMS - DK	15:27.791	<b>8</b>		1:53.829	99,860
Not classified (80% = 7 Laps)										
DNF	333	<b>Erik Nielsen</b>		BMW 318Ti Compact	DEN-HMS - DK	17:03.478	<b>4</b>	DNF	1:55.312	45,262
DNS	381	<b>Kenneth Engelberg Olsen</b>	KKKK	VW Golf GTI	DEN-Næstved MKA			DNS		-

## Announcements

These results are provisional until the conclusion of any judicial and technical matters!

Weather: cloudy 13 degrees dry track

Margin of Victory	Ø km/h	Best Lap Tm	km/h	Best Lap by
8.268	116,109	1:37.472	118,816	170 - Bent Dyhre Hansen

Official Timing [www.mwraceconsulting.com](http://www.mwraceconsulting.com)

Orbits

Timekeeping Victor Rosén:

Clerk of the course Mikael Carlsson:

Steward Thomas Michelsen:

Secretary of the meeting Tone Larsen:

Printed: 12.08.2018 10:40:30

L

# NM Runde Rudskogen

## Youngtimer

## Rudskogen 3,217 Km

### Final 2

12.08.2018 09:45

### Race (9 Laps) started at 10:22:37

Lap	Lap Tm	Diff	Time of Day
<b>(170) Bent Dyhre Hansen</b>			
1			10:24:26.448
2	<b>1:40.891</b>	+3.419	10:26:07.339
3	<b>1:39.778</b>	+2.306	10:27:47.117
4	<b>1:37.839</b>	+0.367	10:29:24.956
5	<b>1:37.490</b>	+0.018	10:31:02.446
6	<b>1:37.957</b>	+0.485	10:32:40.403
7	<b>1:37.973</b>	+0.501	10:34:18.376
8	<b>1:39.453</b>	+1.981	10:35:57.829
9	<b>1:37.472</b>		10:37:35.301

Lap	Lap Tm	Diff	Time of Day
<b>(173) Tommy Dam Kieffer</b>			
1			10:24:32.013
2	<b>1:43.153</b>	+5.562	10:26:15.166
3	<b>1:39.199</b>	+1.608	10:27:54.365
4	<b>1:39.097</b>	+1.506	10:29:33.462
5	<b>1:38.857</b>	+1.266	10:31:12.319
6	<b>1:37.693</b>	+0.102	10:32:50.012
7	<b>1:37.787</b>	+0.196	10:34:27.799
8	<b>1:38.179</b>	+0.588	10:36:05.978
9	<b>1:37.591</b>		10:37:43.569

Lap	Lap Tm	Diff	Time of Day
<b>(256) Ole Sondrup</b>			
1			10:24:27.546
2	<b>1:41.697</b>	+2.553	10:26:09.243
3	<b>1:39.797</b>	+0.653	10:27:49.040
4	<b>1:39.254</b>	+0.110	10:29:28.294
5	<b>1:41.164</b>	+2.020	10:31:09.458
6	<b>1:39.905</b>	+0.761	10:32:49.363
7	<b>1:40.329</b>	+1.185	10:34:29.692
8	<b>1:39.794</b>	+0.650	10:36:09.486
9	<b>1:39.144</b>		10:37:48.630

Lap	Lap Tm	Diff	Time of Day
<b>(269) Kim König</b>			
1			10:24:34.187
2	<b>1:43.675</b>	+4.836	10:26:17.862
3	<b>1:41.550</b>	+2.711	10:27:59.412
4	<b>1:40.200</b>	+1.361	10:29:39.612
5	<b>1:39.942</b>	+1.103	10:31:19.554
6	<b>1:39.868</b>	+1.029	10:32:59.422
7	<b>1:41.411</b>	+2.572	10:34:40.833
8	<b>1:38.839</b>		10:36:19.672
9	<b>1:39.879</b>	+1.040	10:37:59.551

Lap	Lap Tm	Diff	Time of Day
<b>(222) Søren Christensen</b>			
1			10:24:31.725
2	<b>1:45.928</b>	+6.050	10:26:17.653
3	<b>1:41.094</b>	+1.216	10:27:58.747
4	<b>1:40.275</b>	+0.397	10:29:39.022
5	<b>1:40.005</b>	+0.127	10:31:19.027
6	<b>1:39.878</b>		10:32:58.905
7	<b>1:40.608</b>	+0.730	10:34:39.513
8	<b>1:40.011</b>	+0.133	10:36:19.524
9	<b>1:41.764</b>	+1.886	10:38:01.288

Lap	Lap Tm	Diff	Time of Day
<b>(201) Henrik Have Jakobsen</b>			
1			10:24:31.361
2	<b>1:42.954</b>	+2.394	10:26:14.315
3	<b>1:41.864</b>	+1.304	10:27:56.179
4	<b>1:41.204</b>	+0.644	10:29:37.383
5	<b>1:40.560</b>		10:31:17.943
6	<b>1:40.703</b>	+0.143	10:32:58.646
7	<b>1:41.810</b>	+1.250	10:34:40.456
8	<b>1:40.664</b>	+0.104	10:36:21.120
9	<b>1:44.797</b>	+4.237	10:38:05.917

Lap	Lap Tm	Diff	Time of Day
<b>(277) Arne Hansen</b>			
1			10:24:30.924
2	<b>1:46.351</b>	+4.198	10:26:17.275
3	<b>1:44.437</b>	+2.284	10:28:01.712
4	<b>1:43.140</b>	+0.987	10:29:44.852
5	<b>1:43.831</b>	+1.678	10:31:28.683
6	<b>1:43.018</b>	+0.865	10:33:11.701
7	<b>1:42.756</b>	+0.603	10:34:54.457
8	<b>1:42.577</b>	+0.424	10:36:37.034
9	<b>1:42.153</b>		10:38:19.187

Lap	Lap Tm	Diff	Time of Day
<b>(198) Chris Leonhard</b>			
1			10:24:34.214
2	<b>1:46.818</b>	+6.134	10:26:21.032
3	<b>1:45.300</b>	+4.616	10:28:06.332
4	<b>1:43.469</b>	+2.785	10:29:49.801
5	<b>1:42.831</b>	+2.147	10:31:32.632
6	<b>1:43.330</b>	+2.646	10:33:15.962
7	<b>1:42.207</b>	+1.523	10:34:58.169
8	<b>1:42.034</b>	+1.350	10:36:40.203
9	<b>1:40.684</b>		10:38:20.887

Lap	Lap Tm	Diff	Time of Day
<b>(246) Thomas Bakke</b>			
1			10:24:38.054
2	<b>1:46.224</b>	+2.765	10:26:24.278
3	<b>1:44.815</b>	+1.356	10:28:09.093
4	<b>1:44.224</b>	+0.765	10:29:53.317
5	<b>1:44.268</b>	+0.809	10:31:37.585
6	<b>1:44.003</b>	+0.544	10:33:21.588
7	<b>1:43.494</b>	+0.035	10:35:05.082
8	<b>1:43.459</b>		10:36:48.541
9	<b>1:43.800</b>	+0.341	10:38:32.341

Lap	Lap Tm	Diff	Time of Day
<b>(151) Sebastian Petersen</b>			
1			10:24:33.440
2	<b>1:47.259</b>	+2.548	10:26:20.699
3	<b>1:45.501</b>	+0.790	10:28:06.200
4	<b>1:46.660</b>	+1.949	10:29:52.860
5	<b>1:46.868</b>	+2.157	10:31:39.728
6	<b>1:45.970</b>	+1.259	10:33:25.698
7	<b>1:45.169</b>	+0.458	10:35:10.867
8	<b>1:44.711</b>		10:36:55.578
9	<b>1:46.518</b>	+1.807	10:38:42.096

Lap	Lap Tm	Diff	Time of Day
<b>(231) Max Terpager</b>			
1			10:24:34.890
2	<b>1:59.525</b>	+13.445	10:26:34.415
3	<b>1:46.080</b>		10:28:20.495
4	<b>1:46.386</b>	+0.306	10:30:06.881
5	<b>1:47.486</b>	+1.406	10:31:54.367
6	<b>1:47.104</b>	+1.024	10:33:41.471
7	<b>1:47.301</b>	+1.221	10:35:28.772
8	<b>1:46.725</b>	+0.645	10:37:15.497
9	<b>1:47.089</b>	+1.009	10:39:02.586

Lap	Lap Tm	Diff	Time of Day
<b>(203) Stefan Eriksen</b>			
1			10:24:47.371
2	<b>1:53.730</b>	+9.361	10:26:41.101
3	<b>1:52.190</b>	+7.821	10:28:33.291
4	<b>1:45.997</b>	+1.628	10:30:19.288
5	<b>1:46.576</b>	+2.207	10:32:05.864
6	<b>1:46.643</b>	+2.274	10:33:52.507
7	<b>1:44.811</b>	+0.442	10:35:37.318
8	<b>1:44.369</b>		10:37:21.687
9	<b>1:45.299</b>	+0.930	10:39:06.986

Lap	Lap Tm	Diff	Time of Day
<b>(258) Knud Andersen</b>			
1			10:24:43.146
2	<b>1:55.492</b>	+3.735	10:26:38.638
3	<b>1:55.217</b>	+3.460	10:28:33.855
4	<b>1:51.823</b>	+0.066	10:30:25.678
5	<b>1:51.757</b>		10:32:17.435
6	<b>1:53.670</b>	+1.913	10:34:11.105
7	<b>1:55.220</b>	+3.463	10:36:06.325
8	<b>1:53.650</b>	+1.893	10:37:59.975

Lap	Lap Tm	Diff	Time of Day
<b>(311) Ole Knudsen</b>			
1			10:24:45.495
2	<b>1:55.460</b>	+1.631	10:26:40.955
3	<b>1:54.052</b>	+0.223	10:28:35.007
4	<b>1:54.001</b>	+0.172	10:30:29.008
5	<b>1:54.420</b>	+0.591	10:32:23.428
6	<b>1:53.945</b>	+0.116	10:34:17.373
7	<b>1:54.192</b>	+0.363	10:36:11.565
8	<b>1:53.829</b>		10:38:05.394

Lap	Lap Tm	Diff	Time of Day
<b>(333) Erik Nielsen</b>			
1			10:24:42.588
2	<b>1:55.723</b>	+0.411	10:26:38.311
3	<b>1:55.312</b>		10:28:33.623
4	<b>11:07.458</b>	+9:12.146	10:39:41.081

**NM Runde Rudskogen**

Youngtimer

Rudskogen 3,217 Km

Final 3

12.08.2018 14:00


Race (9 Laps)

381
16
311
14
203
12
151
10
198
8
201
6
269
4
173
2

333
15
258
13
231
11
246
9
277
7
222
5
256
3
170
1

8  
7  
6  
5  
4  
3  
2  
1

POLE POSITION



# NM Runde Rudskogen

Youngtimer

Rudskogen 3,217 Km

Final 3

12.08.2018 14:00

Race (9 Laps) started at 14:51:00

Pos	No.	Name	Entrant	Make	Nat-Club	Total Tm	Laps	Diff	Best Tm	Ø km/h
1	170	<b>Bent Dyhre Hansen</b>	Devil Island Racing	BMW M3 E36	DEN-HMS - DK	14:42.418	<b>9</b>		1:36.482	118,120
2	173	<b>Tommy Dam Kieffer</b>	Devil Island Racing	BMW 330i E36	DEN-HMS - DK	14:50.240	<b>9</b>	7.822	1:37.254	117,082
3	269	<b>Kim König</b>	Team Bundgas	Peugeot 306	DEN-HMS - DK	15:01.974	<b>9</b>	19.556	1:38.576	115,559
4	256	<b>Ole Sondrup</b>	Gråbæk Racecars	BMW 328i E36	DEN-HMS - DK	15:05.642	<b>9</b>	23.224	1:38.828	115,091
5	246	<b>Thomas Bakke</b>	Team Bundgas	BMW 328ci E46	DEN-HMS - DK	15:23.320	<b>9</b>	40.902	1:40.863	112,887
6	222	<b>Søren Christensen</b>	Gråbæk Racecars	BMW 330i E46	DEN-HMS - DK	15:25.825	<b>9</b>	43.407	1:40.713	112,582
7	198	<b>Chris Leonhard</b>		BMW M3 E46	DEN-Ikast & Omegn M	15:27.568	<b>9</b>	45.150	1:40.174	112,370
8	277	<b>Arne Hansen</b>	NordicRebar Racing	Renault Clio	DEN-MS Sønderjylland	15:27.987	<b>9</b>	45.569	1:40.700	112,319
9	201	<b>Henrik Have Jakobsen</b>		Lexus IS200	DEN-MS Sønderjylland	15:28.862	<b>9</b>	46.444	1:40.829	112,213
10	231	<b>Max Terpager</b>		BMW 320i E46	DEN-Aarhus AS	15:56.806	<b>9</b>	1:14.388	1:44.605	108,936
11	151	<b>Sebastian Petersen</b>	Devil Island Racing	BMW E36	DEN-HMS - DK	16:00.698	<b>9</b>	1:18.280	1:45.176	108,495
12	203	<b>Stefan Eriksen</b>		Toyota Corolla	DEN-MS Sønderjylland	16:05.312	<b>9</b>	1:22.894	1:43.575	107,976
13	333	<b>Erik Nielsen</b>		BMW 318Ti Compact	DEN-HMS - DK	15:01.621	<b>8</b>	1 Lap	1:50.414	102,759
14	311	<b>Ole Knudsen</b>	Knudsen Racing	Peugeot 106 GTI	DEN-HMS - DK	15:02.067	<b>8</b>	1 Lap	1:50.212	102,708

Not classified (80% = 7 Laps)

DNS	258	<b>Knud Andersen</b>	Gråbæk Racecars	BMW E46	DEN-Aarhus AS			DNS		-
DNS	381	<b>Kenneth Engelberg Olsen</b>	KKKK	VW Golf GTI	DEN-Næstved MKA			DNS		-

## Announcements

These results are provisional until the conclusion of any judicial and technical matters!

Weather: sunny 16 degrees dry track

Margin of Victory	Ø km/h	Best Lap Tm	km/h	Best Lap by
7.822	118,120	1:36.482	120,035	170 - Bent Dyhre Hansen

Official Timing [www.mwraceconsulting.com](http://www.mwraceconsulting.com)

Orbits

Timekeeping Victor Rosén:

Clerk of the course Mikael Carlsson:

Steward Thomas Michelsen:

Secretary of the meeting Tone Larsen:

Printed: 12.08.2018 15:07:49

# NM Runde Rudskogen

**Youngtimer**

**Rudskogen 3,217 Km**

**Final 3**

**12.08.2018 14:00**

**Race (9 Laps) started at 14:51:00**

Pos	No.	Name	Entrant	Make	Nat-Club	Total Tm	Laps	Diff	Best Tm	Ø km/h
Youngtimer YT-1										
1	170	<b>Bent Dyhre Hansen</b>	Devil Island Racing	BMW M3 E36	DEN-HMS - DK	14:42.418	<b>9</b>		1:36.482	118,120
2	173	<b>Tommy Dam Kieffer</b>	Devil Island Racing	BMW 330i E36	DEN-HMS - DK	14:50.240	<b>9</b>	7.822	1:37.254	117,082
3	198	<b>Chris Leonhard</b>		BMW M3 E46	DEN-Ikast & Omegn M	15:27.568	<b>9</b>	45.150	1:40.174	112,370
4	201	<b>Henrik Have Jakobsen</b>		Lexus IS200	DEN-MS Sønderjylland	15:28.862	<b>9</b>	46.444	1:40.829	112,213
5	151	<b>Sebastian Petersen</b>	Devil Island Racing	BMW E36	DEN-HMS - DK	16:00.698	<b>9</b>	1:18.280	1:45.176	108,495
Youngtimer YT-2										
1	269	<b>Kim König</b>	Team Bundgas	Peugeot 306	DEN-HMS - DK	15:01.974	<b>9</b>		1:38.576	115,559
2	256	<b>Ole Sondrup</b>	Gråbæk Racecars	BMW 328i E36	DEN-HMS - DK	15:05.642	<b>9</b>	3.668	1:38.828	115,091
3	246	<b>Thomas Bakke</b>	Team Bundgas	BMW 328ci E46	DEN-HMS - DK	15:23.320	<b>9</b>	21.346	1:40.863	112,887
4	222	<b>Søren Christensen</b>	Gråbæk Racecars	BMW 330i E46	DEN-HMS - DK	15:25.825	<b>9</b>	23.851	1:40.713	112,582
5	277	<b>Arne Hansen</b>	NordicRebar Racing	Renault Clio	DEN-MS Sønderjylland	15:27.987	<b>9</b>	26.013	1:40.700	112,319
6	231	<b>Max Terpager</b>		BMW 320i E46	DEN-Aarhus AS	15:56.806	<b>9</b>	54.832	1:44.605	108,936
7	203	<b>Stefan Eriksen</b>		Toyota Corolla	DEN-MS Sønderjylland	16:05.312	<b>9</b>	1:03.338	1:43.575	107,976
Not classified (80% = 7 Laps)										
DNS	258	<b>Knud Andersen</b>	Gråbæk Racecars	BMW E46	DEN-Aarhus AS				DNS	-
Youngtimer YT-3										
1	333	<b>Erik Nielsen</b>		BMW 318Ti Compact	DEN-HMS - DK	15:01.621	<b>8</b>		1:50.414	102,759
2	311	<b>Ole Knudsen</b>	Knudsen Racing	Peugeot 106 GTI	DEN-HMS - DK	15:02.067	<b>8</b>	0.446	1:50.212	102,708
Not classified (80% = 7 Laps)										
DNS	381	<b>Kenneth Engelberg Olsen</b>	KKKK	VW Golf GTI	DEN-Næstved MKA				DNS	-

## Announcements

These results are provisional until the conclusion of any judicial and technical matters!

Weather: sunny 16 degrees dry track

Margin of Victory	Ø km/h	Best Lap Tm	km/h	Best Lap by
7.822	118,120	1:36.482	120,035	170 - Bent Dyhre Hansen

Official Timing [www.mwraceconsulting.com](http://www.mwraceconsulting.com)

Orbits

Timekeeping Victor Rosén:

Clerk of the course Mikael Carlsson:

Steward Thomas Michelsen:

Secretary of the meeting Tone Larsen:

L

# NM Runde Rudskogen

## Youngtimer

## Rudskogen 3,217 Km

### Final 3

12.08.2018 14:00

### Race (9 Laps) started at 14:51:00

Lap	Lap Tm	Diff	Time of Day
<b>(170) Bent Dyhre Hansen</b>			
1			14:52:43.394
2	<b>1:37.650</b>	+1.168	14:54:21.044
3	<b>1:37.023</b>	+0.541	14:55:58.067
4	<b>1:36.482</b>		14:57:34.549
5	<b>1:36.912</b>	+0.430	14:59:11.461
6	<b>1:37.168</b>	+0.686	15:00:48.629
7	<b>1:37.462</b>	+0.980	15:02:26.091
8	<b>1:39.615</b>	+3.133	15:04:05.706
9	<b>1:37.538</b>	+1.056	15:05:43.244

Lap	Lap Tm	Diff	Time of Day
<b>(173) Tommy Dam Kieffer</b>			
1			14:52:45.681
2	<b>1:38.615</b>	+1.361	14:54:24.296
3	<b>1:38.303</b>	+1.049	14:56:02.599
4	<b>1:37.815</b>	+0.561	14:57:40.414
5	<b>1:37.254</b>		14:59:17.668
6	<b>1:37.905</b>	+0.651	15:00:55.573
7	<b>1:38.417</b>	+1.163	15:02:33.990
8	<b>1:38.790</b>	+1.536	15:04:12.780
9	<b>1:38.286</b>	+1.032	15:05:51.066

Lap	Lap Tm	Diff	Time of Day
<b>(269) Kim König</b>			
1			14:52:49.293
2	<b>1:39.753</b>	+1.177	14:54:29.046
3	<b>1:39.242</b>	+0.666	14:56:08.288
4	<b>1:39.082</b>	+0.506	14:57:47.370
5	<b>1:38.907</b>	+0.331	14:59:26.277
6	<b>1:38.576</b>		15:01:04.853
7	<b>1:38.933</b>	+0.357	15:02:43.786
8	<b>1:38.618</b>	+0.042	15:04:22.404
9	<b>1:40.396</b>	+1.820	15:06:02.800

Lap	Lap Tm	Diff	Time of Day
<b>(256) Ole Sondrup</b>			
1			14:52:45.397
2	<b>1:40.599</b>	+1.771	14:54:25.996
3	<b>1:40.081</b>	+1.253	14:56:06.077
4	<b>1:39.668</b>	+0.840	14:57:45.745
5	<b>1:39.801</b>	+0.973	14:59:25.546
6	<b>1:38.828</b>		15:01:04.374
7	<b>1:40.143</b>	+1.315	15:02:44.517
8	<b>1:38.935</b>	+0.107	15:04:23.452
9	<b>1:43.016</b>	+4.188	15:06:06.468

Lap	Lap Tm	Diff	Time of Day
<b>(246) Thomas Bakke</b>			
1			14:52:50.306
2	<b>1:41.735</b>	+0.872	14:54:32.041
3	<b>1:42.401</b>	+1.538	14:56:14.442
4	<b>1:41.803</b>	+0.940	14:57:56.245
5	<b>1:42.170</b>	+1.307	14:59:38.415
6	<b>1:41.776</b>	+0.913	15:01:20.191
7	<b>1:41.939</b>	+1.076	15:03:02.130
8	<b>1:40.863</b>		15:04:42.993
9	<b>1:41.153</b>	+0.290	15:06:24.146

Lap	Lap Tm	Diff	Time of Day
<b>(222) Søren Christensen</b>			
1			14:52:52.309
2	<b>1:43.146</b>	+2.433	14:54:35.455
3	<b>1:42.020</b>	+1.307	14:56:17.475
4	<b>1:40.713</b>		14:57:58.188
5	<b>1:41.827</b>	+1.114	14:59:40.015
6	<b>1:41.236</b>	+0.523	15:01:21.251
7	<b>1:41.417</b>	+0.704	15:03:02.668
8	<b>1:43.027</b>	+2.314	15:04:45.695
9	<b>1:40.956</b>	+0.243	15:06:26.651

Lap	Lap Tm	Diff	Time of Day
<b>(198) Chris Leonhard</b>			
1			14:52:52.983
2	<b>1:42.892</b>	+2.718	14:54:35.875
3	<b>1:41.043</b>	+0.869	14:56:16.918
4	<b>1:40.174</b>		14:57:57.092
5	<b>1:41.615</b>	+1.441	14:59:38.707
6	<b>1:40.956</b>	+0.782	15:01:19.663
7	<b>1:43.537</b>	+3.363	15:03:03.200
8	<b>1:42.892</b>	+2.718	15:04:46.092
9	<b>1:42.302</b>	+2.128	15:06:28.394

Lap	Lap Tm	Diff	Time of Day
<b>(277) Arne Hansen</b>			
1			14:52:51.709
2	<b>1:42.467</b>	+1.767	14:54:34.176
3	<b>1:40.700</b>		14:56:14.876
4	<b>1:41.686</b>	+0.986	14:57:56.562
5	<b>1:42.615</b>	+1.915	14:59:39.177
6	<b>1:41.318</b>	+0.618	15:01:20.495
7	<b>1:43.365</b>	+2.665	15:03:03.860
8	<b>1:42.610</b>	+1.910	15:04:46.470
9	<b>1:42.343</b>	+1.643	15:06:28.813

Lap	Lap Tm	Diff	Time of Day
<b>(201) Henrik Have Jakobsen</b>			
1			14:52:54.136
2	<b>1:43.012</b>	+2.183	14:54:37.148
3	<b>1:42.600</b>	+1.771	14:56:19.748
4	<b>1:40.829</b>		14:58:00.577
5	<b>1:42.124</b>	+1.295	14:59:42.701
6	<b>1:41.384</b>	+0.555	15:01:24.085
7	<b>1:41.517</b>	+0.688	15:03:05.602
8	<b>1:41.542</b>	+0.713	15:04:47.144
9	<b>1:42.544</b>	+1.715	15:06:29.688

Lap	Lap Tm	Diff	Time of Day
<b>(231) Max Terpager</b>			
1			14:52:55.591
2	<b>1:45.567</b>	+0.962	14:54:41.158
3	<b>1:44.652</b>	+0.047	14:56:25.810
4	<b>1:44.858</b>	+0.253	14:58:10.668
5	<b>1:45.134</b>	+0.529	14:59:55.802
6	<b>1:44.605</b>		15:01:40.407
7	<b>1:45.092</b>	+0.487	15:03:25.499
8	<b>1:46.174</b>	+1.569	15:05:11.673
9	<b>1:45.959</b>	+1.354	15:06:57.632

Lap	Lap Tm	Diff	Time of Day
<b>(151) Sebastian Petersen</b>			
1			14:52:55.466
2	<b>1:45.424</b>	+0.248	14:54:40.890
3	<b>1:45.911</b>	+0.735	14:56:26.801
4	<b>1:46.373</b>	+1.197	14:58:13.174
5	<b>1:45.678</b>	+0.502	14:59:58.852
6	<b>1:46.235</b>	+1.059	15:01:45.087
7	<b>1:46.022</b>	+0.846	15:03:31.109
8	<b>1:45.239</b>	+0.063	15:05:16.348
9	<b>1:45.176</b>		15:07:01.524

Lap	Lap Tm	Diff	Time of Day
<b>(203) Stefan Eriksen</b>			
1			14:53:00.359
2	<b>1:48.454</b>	+4.879	14:54:48.813
3	<b>1:46.184</b>	+2.609	14:56:34.997
4	<b>1:46.040</b>	+2.465	14:58:21.037
5	<b>1:46.338</b>	+2.763	15:00:07.375
6	<b>1:45.919</b>	+2.344	15:01:53.294
7	<b>1:45.553</b>	+1.978	15:03:38.847
8	<b>1:43.716</b>	+0.141	15:05:22.563
9	<b>1:43.575</b>		15:07:06.138

Timekeeping Victor Rosén:

Clerk of the course Mikael Carlsson:

Steward Thomas Michelsen:

Secretary of the meeting Tone Larsen: