

NM Runde Rudskogen

Historisk class 8+9

Rudskogen 3,217 Km

Qualifying

11.08.2018 11:00

Qualifying (15:00 Time) started at 11:00:12

Pos	No.	Name	Entrant	Make	Nat-Club	Laps	Best Tm	Diff	In Lap	2nd Best
1	61	Atle Ramberg	Ramberg Racing	Ford Escort 1300	NOR-KNA Varna	7	1:43.149		4	1:43.199
2	62	John A Johansen		Mini Clubman 12i	NOR-NMK Kongsberg	8	1:45.515	2.366	1	1:45.917
3	24	Jon Asakskogen	Impact Racing	Ford Mustang	NOR-Asker & Bærum M	5	1:45.734	2.585	3	1:47.418
4	91	Terje Andersen		Ford Escort TC	NOR-NAF Oslo	7	1:45.753	2.604	7	1:45.811
5	44	Jan-Hroar Bjørklund		Lotus Elan	NOR-NMK Drammen	7	1:46.036	2.887	3	1:46.511
6	7	Odd-Andreas Ingebrigtsen		Austin Cooper S	NOR-Historisk Racing T	7	1:46.112	2.963	2	1:46.298
7	111	Frode Alhaug	frode alhaug	Chevrolet Corvett	NOR-KNA Vålerbanen	4	1:46.914	3.765	3	1:47.609
8	27	Marius Thormodsen	GT Racing	BMW 2002	NOR-Historisk Racing T	2	1:47.406	4.257	1	
9	34	Arne Teig		Ford Cortina Lotu	NOR-Historisk Racing T	4	1:47.910	4.761	2	1:48.137
10	36	Anders Strand		Volvo Amazon (1:	NOR-KNA	7	1:48.871	5.722	5	1:49.670
11	82	Ove Martin Billerud	Billerud Motorsport	Volvo 142 S	NOR-NMK Solør	7	1:49.142	5.993	5	1:49.368
12	12	Per Arne Lunde		Ford Cortina Lotu	NOR-Historisk Racing T	5	1:49.390	6.241	1	1:49.959
13	9	Leidulf Nilsen	Rege Racing	Ford Mustang Sh	NOR-KNA Klepp MSP	6	1:49.596	6.447	4	1:50.282
14	50	Rune Østerud		Ford Cortina Lotu	NOR-Historisk Racing T	4	1:51.141	7.992	3	1:52.934
15	92	John Robert Samuelsen		Morris Cooper S	NOR-Norsk Mini Coope	7	1:51.365	8.216	4	1:51.443
16	51	Knut Noreng		Volvo 142	NOR-NMK Follo	7	1:51.550	8.401	3	1:52.458
17	20	Tommy Brorsson		Ford Cortina Lotu	SWE-Historic Race-FIN	7	1:52.184	9.035	3	1:52.421
18	392	Birger Nielsen		Ford Escort 1300i	DEN-ASK	5	1:53.182	10.033	1	1:54.236
19	76	Vidar Østbråthen		Ford Cortina Lotu	NOR-Historisk Racing T	4	1:54.474	11.325	2	1:55.788
20	33	Geir Brynildsen	Team Blåklader	Ford Cortina Lotu	NOR-NMK Sarpsborg	7	1:55.022	11.873	6	1:55.271
21	25	Ketil S. Thorbjørnsen		Fiat Abarth 1000	NOR-Historisk Racing T	6	1:56.160	13.011	3	1:57.082
22	69	Stian Gundersen		Fiat 128	NOR-Historisk Racing T	7	1:57.164	14.015	4	1:57.455
23	99	Hendrikus Disselhorst		Austin Cooper S	NED-NMK Hardanger	4	2:09.710	26.561	2	2:11.427
24	124	Lars Kåre Rødseth		Ford Escort 1300	NOR-Historisk Racing T				0	

NM Runde Rudskogen

Historisk class 8+9

Rudskogen 3,217 Km

Qualifying

11.08.2018 11:00

Qualifying (15:00 Time) started at 11:00:12

Lap Lap Tm Diff Time of Day

(61) Atle Ramberg

1	1:45.038	+1.889	11:04:51.103
2	1:45.493	+2.344	11:06:36.596
3	1:43.199	+0.050	11:08:19.795
4	1:43.149		11:10:02.944
5	1:43.948	+0.799	11:11:46.892
6	1:43.320	+0.171	11:13:30.212
p7	2:03.620	+20.471	11:15:33.832

(62) John A Johansen

1	1:45.515		11:04:07.008
2	1:46.861	+1.346	11:05:53.869
3	1:47.331	+1.816	11:07:41.200
4	1:45.988	+0.473	11:09:27.188
5	1:45.917	+0.402	11:11:13.105
6	1:46.251	+0.736	11:12:59.356
7	1:46.213	+0.698	11:14:45.569
p8	2:19.890	+34.375	11:17:05.459

(24) Jon Asakskogen

1	1:49.516	+3.782	11:05:05.547
2	1:47.418	+1.684	11:06:52.965
3	1:45.734		11:08:38.699
4	1:48.971	+3.237	11:10:27.670
p5	2:09.593	+23.859	11:12:37.263

(91) Terje Andersen

1	1:48.871	+3.118	11:05:06.423
2	1:47.191	+1.438	11:06:53.614
3	1:46.291	+0.538	11:08:39.905
4	1:48.503	+2.750	11:10:28.408
5	1:48.864	+3.111	11:12:17.272
6	1:45.811	+0.058	11:14:03.083
7	1:45.753		11:15:48.836

(44) Jan-Hroar Bjørklund

1	1:47.094	+1.058	11:04:50.503
2	1:46.559	+0.523	11:06:37.062
3	1:46.036		11:08:23.098
4	1:46.511	+0.475	11:10:09.609
5	1:47.295	+1.259	11:11:56.904
6	1:46.703	+0.667	11:13:43.607
7	1:46.936	+0.900	11:15:30.543

(7) Odd-Andreas Ingebrigtsen

1	1:56.362	+10.250	11:05:02.987
2	1:46.112		11:06:49.099
3	1:46.476	+0.364	11:08:35.575
p4	2:11.471	+25.359	11:10:47.046
5	2:17.646	+31.534	11:13:04.692
6	1:46.298	+0.186	11:14:50.990
p7	2:19.354	+33.242	11:17:10.344

(111) Frode Alhaug

1	1:50.114	+3.200	11:04:10.450
2	1:47.609	+0.695	11:05:58.059
3	1:46.914		11:07:44.973
p4	2:07.101	+20.187	11:09:52.074

(27) Marius Thormodsen

1	1:47.406		11:04:08.300
p2	2:15.944	+28.538	11:06:24.244

(34) Arne Teig

1	1:48.137	+0.227	11:04:48.665
---	----------	--------	--------------

Lap Lap Tm Diff Time of Day

2	1:47.910		11:06:36.575
3	1:50.073	+2.163	11:08:26.648
p4	2:16.759	+28.849	11:10:43.407

(36) Anders Strand

1	1:51.780	+2.909	11:05:13.400
2	1:50.358	+1.487	11:07:03.758
3	1:49.670	+0.799	11:08:53.428
4	1:49.875	+1.004	11:10:43.303
5	1:48.871		11:12:32.174
6	1:50.628	+1.757	11:14:22.802
7	1:49.821	+0.950	11:16:12.623

(82) Ove Martin Billerud

1	1:51.632	+2.490	11:05:12.737
2	1:50.512	+1.370	11:07:03.249
3	1:49.839	+0.697	11:08:53.088
4	1:49.368	+0.226	11:10:42.456
5	1:49.142		11:12:31.598
6	1:50.017	+0.875	11:14:21.615
7	1:49.939	+0.797	11:16:11.554

(12) Per Arne Lunde

1	1:49.390		11:04:50.577
2	1:49.959	+0.569	11:06:40.536
3	1:50.099	+0.709	11:08:30.635
4	1:50.167	+0.777	11:10:20.802
p5	2:09.502	+20.112	11:12:30.304

(9) Leidulf Nilsen

1	2:28.713	+39.117	11:06:04.259
2	1:50.282	+0.686	11:07:54.541
3	1:50.852	+1.256	11:09:45.393
4	1:49.596		11:11:34.989
5	1:52.586	+2.990	11:13:27.575
6	2:05.705	+16.109	11:15:33.280

(50) Rune Østerud

1	1:58.119	+6.978	11:04:26.891
2	1:52.934	+1.793	11:06:19.825
3	1:51.141		11:08:10.966
p4	2:18.199	+27.058	11:10:29.165

(92) John Robert Samuelsen

1	1:53.162	+1.797	11:04:59.396
2	1:51.611	+0.246	11:06:51.007
3	1:51.462	+0.097	11:08:42.469
4	1:51.365		11:10:33.834
5	1:51.715	+0.350	11:12:25.549
6	1:51.443	+0.078	11:14:16.992
7	1:52.508	+1.143	11:16:09.500

(51) Knut Nøreg

1	1:55.464	+3.914	11:04:29.587
2	1:54.959	+3.409	11:06:24.546
3	1:51.550		11:08:16.096
4	1:54.712	+3.162	11:10:10.808
5	1:52.841	+1.291	11:12:03.649
6	1:52.458	+0.908	11:13:56.107
7	1:54.610	+3.060	11:15:50.717

(20) Tommy Brorsson

1	1:55.213	+3.029	11:04:20.580
2	1:54.365	+2.181	11:06:14.945
3	1:52.184		11:08:07.129
4	1:52.491	+0.307	11:09:59.620

Lap Lap Tm Diff Time of Day

5	1:52.421	+0.237	11:11:52.041
6	1:52.559	+0.375	11:13:44.600
7	1:52.790	+0.606	11:15:37.390

(392) Birger Nielsen

1	1:53.182		11:04:41.090
2	1:54.236	+1.054	11:06:35.326
3	1:55.401	+2.219	11:08:30.727
4	1:57.429	+4.247	11:10:28.156
p5	2:21.836	+28.654	11:12:49.992

(76) Vidar Østråthen

1	1:59.217	+4.743	11:04:25.261
2	1:54.474		11:06:19.735
3	1:55.788	+1.314	11:08:15.223
p4	2:16.206	+21.732	11:10:31.729

(33) Geir Brynildsen

1	2:00.133	+5.111	11:04:28.601
2	1:58.201	+3.179	11:06:26.802
3	1:55.271	+0.249	11:08:22.073
4	1:56.305	+1.283	11:10:18.378
5	1:56.214	+1.192	11:12:14.592
6	1:55.022		11:14:09.614
7	1:55.346	+0.324	11:16:04.960

(25) Ketil S. Thorbjørnsen

1	1:59.869	+3.709	11:04:24.875
2	1:57.825	+1.665	11:06:22.700
3	1:56.160		11:08:18.860
4	1:57.082	+0.922	11:10:15.942
5	1:58.208	+2.048	11:12:14.150
p6	2:17.552	+21.392	11:14:31.702

(69) Stian Gundersen

1	2:02.324	+5.160	11:04:27.049
2	1:59.640	+2.476	11:06:26.689
3	1:57.604	+0.440	11:08:24.293
4	1:57.164		11:10:21.457
5	1:57.455	+0.291	11:12:18.912
6	1:57.670	+0.506	11:14:16.582
7	1:58.091	+0.927	11:16:14.673

(99) Hendrikus Disselhorst

1	2:11.427	+1.717	11:05:32.662
2	2:09.710		11:07:42.372
3	2:16.026	+6.316	11:09:58.398
4	2:11.778	+2.068	11:12:10.176

NM Runde Rudskogen

Historisk class 8+9

Rudskogen 3,217 Km

Final 1 Klasse 8

11.08.2018 12:10


Race (9 Laps)

33
10
20
8
9
6
34
4
44
2

76
9
50
7
12
5
111
3
24
1

5
4
3
2
1

POLE POSITION



NM Runde Rudskogen

Historisk class 8+9

Rudskogen 3,217 Km

Final 1 Klasse 9

11.08.2018 13:45


Race (9 Laps)

124
14
69
12
392
10
92
8
36
6
7
4
62
2

99
13
25
11
51
9
82
7
27
5
91
3
61
1

7
6
5
4
3
2
1

POLE POSITION



NM Runde Rudskogen

Historisk class 8+9

Rudskogen 3,217 Km

Final 1 Klasse 8

11.08.2018 12:10

Race (9 Laps) started at 12:18:30

Pos	No.	Name	Entrant	Make	Nat-Club	Total Tm	Laps	Diff	Best Tm	Ø km/h
1	44	Jan-Hroar Bjørklund		Lotus Elan	NOR-NMK Drammen	15:58.968	9		1:44.535	108,691
2	111	Frode Alhaug	frode alhaug	Chevrolet Corvette Sti	NOR-KNA Vålerbanen	16:06.498	9	7.530	1:46.333	107,844
3	20	Tommy Brorsson		Ford Cortina Lotus	SWE-Historic Race-FIN	16:43.354	9	44.386	1:50.156	103,882
4	12	Per Arne Lunde		Ford Cortina Lotus	NOR-Historisk Racing N	16:43.603	9	44.635	1:50.054	103,857
5	50	Rune Østerud		Ford Cortina Lotus	NOR-Historisk Racing N	16:49.048	9	50.080	1:50.569	103,296
6	76	Vidar Østbråthen		Ford Cortina Lotus	NOR-Historisk Racing N	17:09.378	9	1:10.410	1:52.451	101,256
7	33	Geir Brynildsen	Team Blåklader	Ford Cortina Lotus	NOR-NMK Sarpsborg	17:19.485	9	1:20.517	1:53.509	100,272
Not classified (80% = 7 Laps)										
DNF	24	Jon Asakskogen	Impact Racing	Ford Mustang	NOR-Asker & Bærum N	16:14.151	3	DNF	1:48.964	35,666
DNF	34	Arne Teig		Ford Cortina Lotus	NOR-Historisk Racing N	0.713		DNF		-
DNS	9	Leidulf Nilsen	Rege Racing	Ford Mustang Shelby	NOR-KNA Klepp MSP			DNF		-

Announcements

These results are provisional until the conclusion of any judicial and technical matters!

Weather: cloudy 18 degrees dry track

Margin of Victory	Ø km/h	Best Lap Tm	km/h	Best Lap by
7.530	108,691	1:44.535	110,788	44 - Jan-Hroar Bjørklund

Official Timing www.mwraceconsulting.com

Orbits

Timekeeping Victor Rosén:

Clerk of the course Mikael Carlsson:

Steward Thomas Michelsen:

Secretary of the meeting Tone Larsen:

L

NM Runde Rudskogen

Historisk class 8+9

Rudskogen 3,217 Km

Final 1 Klasse 8

11.08.2018 12:10

Race (9 Laps) started at 12:18:30

Lap	Lap Tm	Diff	Time of Day
(44) Jan-Hroar Bjørklund			
1	1:51.129	+6.594	12:20:21.626
2	1:46.514	+1.979	12:22:08.140
3	1:46.248	+1.713	12:23:54.388
4	1:47.063	+2.528	12:25:41.451
5	1:46.749	+2.214	12:27:28.200
6	1:45.316	+0.781	12:29:13.516
7	1:45.451	+0.916	12:30:58.967
8	1:44.535		12:32:43.502
9	1:45.963	+1.428	12:34:29.465

Lap	Lap Tm	Diff	Time of Day
(111) Frode Alhaug			
1	1:50.530	+4.197	12:20:21.289
2	1:46.333		12:22:07.622
3	1:46.364	+0.031	12:23:53.986
4	1:47.185	+0.852	12:25:41.171
5	1:46.535	+0.202	12:27:27.706
6	1:47.994	+1.661	12:29:15.700
7	1:46.984	+0.651	12:31:02.684
8	1:46.877	+0.544	12:32:49.561
9	1:47.434	+1.101	12:34:36.995

Lap	Lap Tm	Diff	Time of Day
(20) Tommy Brorsson			
1	1:53.686	+3.530	12:20:26.056
2	1:51.473	+1.317	12:22:17.529
3	1:51.406	+1.250	12:24:08.935
4	1:50.628	+0.472	12:25:59.563
5	1:50.156		12:27:49.719
6	1:50.660	+0.504	12:29:40.379
7	1:50.988	+0.832	12:31:31.367
8	1:51.196	+1.040	12:33:22.563
9	1:51.288	+1.132	12:35:13.851

Lap	Lap Tm	Diff	Time of Day
(12) Per Arne Lunde			
1	1:53.388	+3.334	12:20:24.684
2	1:51.289	+1.235	12:22:15.973
3	1:50.385	+0.331	12:24:06.358
4	1:50.054		12:25:56.412
5	1:52.898	+2.844	12:27:49.310
6	1:52.525	+2.471	12:29:41.835
7	1:51.630	+1.576	12:31:33.465
8	1:50.118	+0.064	12:33:23.583
9	1:50.517	+0.463	12:35:14.100

Lap	Lap Tm	Diff	Time of Day
(50) Rune Østerud			
1	1:55.715	+5.146	12:20:27.819
2	1:53.573	+3.004	12:22:21.392
3	1:52.250	+1.681	12:24:13.642
4	1:51.805	+1.236	12:26:05.447
5	1:51.462	+0.893	12:27:56.909
6	1:50.569		12:29:47.478
7	1:50.591	+0.022	12:31:38.069
8	1:50.652	+0.083	12:33:28.721
9	1:50.824	+0.255	12:35:19.545

Lap	Lap Tm	Diff	Time of Day
(76) Vidar Østbråthen			
1	1:57.916	+5.465	12:20:30.455
2	1:54.473	+2.022	12:22:24.928
3	1:53.811	+1.360	12:24:18.739
4	1:55.251	+2.800	12:26:13.990
5	1:53.213	+0.762	12:28:07.203
6	1:53.222	+0.771	12:30:00.425
7	1:53.479	+1.028	12:31:53.904
8	1:52.451		12:33:46.355
9	1:53.520	+1.069	12:35:39.875

Lap	Lap Tm	Diff	Time of Day
(33) Geir Brynildsen			
1	1:59.767	+6.258	12:20:32.838
2	1:55.097	+1.588	12:22:27.935
3	1:54.585	+1.076	12:24:22.520
4	1:55.923	+2.414	12:26:18.443
5	1:54.321	+0.812	12:28:12.764
6	1:54.034	+0.525	12:30:06.798
7	1:55.796	+2.287	12:32:02.594
8	1:53.509		12:33:56.103
9	1:53.879	+0.370	12:35:49.982

Lap	Lap Tm	Diff	Time of Day
(24) Jon Asakskogen			
1	1:49.477	+0.513	12:31:05.692
2	1:49.992	+1.028	12:32:55.684
3	1:48.964		12:34:44.648

Lap	Lap Tm	Diff	Time of Day
-----	--------	------	-------------

NM Runde Rudskogen

Historisk class 8+9

Rudskogen 3,217 Km

Final 2 Klasse 8

12.08.2018 13:45


Race (9 Laps)

9
10 24
8 76
6 12
4 111
2

34
9 33
7 50
5 20
3 44
1

5
4
3
2
1

POLE POSITION



NM Runde Rudskogen

Historisk class 8+9

Rudskogen 3,217 Km

Final 1 Klasse 9

---New---

11.08.2018 14:15

Race (9 Laps) started at 14:16:24

Pos	No.	Name	Entrant	Make	Nat-Club	Total Tm	Laps	Diff	Best Tm	Ø km/h
1	62	John A Johansen		Mini Clubman 1275 GT	NOR-NMK Kongsberg	19:03.077	9		1:57.757	91,184
2	61	Atle Ramberg	Ramberg Racing	Ford Escort 1300 GT	NOR-KNA Varna	19:07.388	9	4.311	1:58.721	90,842
3	7	Odd-Andreas Ingebrigtsen		Austin Cooper S	NOR-Historisk Racing 1	20:02.038	9	58.961	2:08.840	86,712
4	36	Anders Strand		Volvo Amazon (122S)	NOR-KNA	20:08.285	9	1:05.208	2:09.313	86,263
5	51	Knut Noreng		Volvo 142	NOR-NMK Follo	20:16.686	9	1:13.609	2:09.988	85,668
6	92	John Robert Samuelsen		Morris Cooper S	NOR-Norsk Mini Coope	20:26.344	9	1:23.267	2:12.080	84,993
7	124	Lars Kåre Rødseth		Ford Escort 1300 GT	NOR-Historisk Racing 1	20:27.851	9	1:24.774	2:10.487	84,889
8	69	Stian Gundersen		Fiat 128	NOR-Historisk Racing 1	20:48.832	9	1:45.755	2:15.772	83,463
9	25	Ketil S. Thorbjørnsen		Fiat Abarth 1000 TC	NOR-Historisk Racing 1	21:09.851	9	2:06.774	2:18.056	82,081
10	392	Birger Nielsen		Ford Escort 1300GT	DEN-ASK	16:36.149	7	2 Laps	2:14.382	81,382
Not classified (80% = 7 Laps)										
DNF	99	Hendrikus Disselhorst		Austin Cooper S	NED-NMK Hardanger	3:00.886	1	DNF	2:55.270	64,025
DNF	27	Marius Thormodsen	GT Racing	BMW 2002	NOR-Historisk Racing 1	1.619		DNF		-
EXC	91	Terje Andersen		Ford Escort TC	NOR-NAF Oslo	19:43.810	9	EXC	2:04.499	88,047
EXC	82	Ove Martin Billerud	Billerud Motorsport	Volvo 142 S	NOR-NMK Solør	19:46.347	9	EXC	2:06.274	87,859

Announcements

These results are provisional until the conclusion of any judicial and technical matters!

Weather: rainy 16 degrees wet track

No. 82 and 91 Excluded / Steward report

Margin of Victory	Ø km/h	Best Lap Tm	km/h	Best Lap by
4.311	91,184	1:57.757	98,348	62 - John A Johansen

Official Timing www.mwraceconsulting.com

Orbits

Timekeeping Victor Rosén:

Clerk of the course Mikael Carlsson:

Steward Thomas Michelsen:

Secretary of the meeting Tone Larsen:

L

NM Runde Rudskogen

Historisk class 8+9

Rudskogen 3,217 Km

Final 1 Klasse 9

11.08.2018 14:15

Race (9 Laps) started at 14:16:24

Lap	Lap Tm	Diff	Time of Day
(62) John A. Johansen			
1	2:00.544	+2.787	14:18:24.582
2	1:59.687	+1.930	14:20:24.269
3	1:59.972	+2.215	14:22:24.241
4	3:10.385	+1:12.628	14:25:34.626
5	1:57.903	+0.146	14:27:32.529
6	1:59.096	+1.339	14:29:31.625
7	1:58.815	+1.058	14:31:30.440
8	1:57.757		14:33:28.197
9	1:58.917	+1.160	14:35:27.114

Lap	Lap Tm	Diff	Time of Day
(61) Atle Ramberg			
1	2:02.424	+3.703	14:18:26.461
2	1:58.721		14:20:25.182
3	2:00.257	+1.536	14:22:25.439
4	3:09.466	+1:10.745	14:25:34.905
5	1:59.269	+0.548	14:27:34.174
6	1:59.023	+0.302	14:29:33.197
7	1:59.792	+1.071	14:31:32.989
8	1:59.079	+0.358	14:33:32.068
9	1:59.357	+0.636	14:35:31.425

Lap	Lap Tm	Diff	Time of Day
(91) Terje Andersen			
1	2:09.624	+5.125	14:18:34.491
2	2:07.709	+3.210	14:20:42.200
3	2:15.547	+11.048	14:22:57.747
4	2:38.579	+34.080	14:25:36.326
5	2:08.037	+3.538	14:27:44.363
6	2:06.474	+1.975	14:29:50.837
7	2:04.499		14:31:55.336
8	2:05.364	+0.865	14:34:00.700
9	2:07.147	+2.648	14:36:07.847

Lap	Lap Tm	Diff	Time of Day
(82) Ove Martin Billerud			
1	2:12.516	+6.242	14:18:38.446
2	2:07.224	+0.950	14:20:45.670
3	2:07.428	+1.154	14:22:53.098
4	2:42.169	+35.895	14:25:35.267
5	2:07.902	+1.628	14:27:43.169
6	2:07.085	+0.811	14:29:50.254
7	2:06.539	+0.265	14:31:56.793
8	2:07.317	+1.043	14:34:04.110
9	2:06.274		14:36:10.384

Lap	Lap Tm	Diff	Time of Day
(7) Odd-Andreas Ingebrigtsen			
1	2:14.569	+5.729	14:18:39.138
2	2:11.333	+2.493	14:20:50.471
3	2:10.702	+1.862	14:23:01.173
4	2:36.293	+27.453	14:25:37.466
5	2:10.154	+1.314	14:27:47.620
6	2:08.919	+0.079	14:29:56.539
7	2:08.840		14:32:05.379
8	2:09.320	+0.480	14:34:14.699
9	2:11.376	+2.536	14:36:26.075

Lap	Lap Tm	Diff	Time of Day
(36) Anders Strand			
1	2:15.363	+6.050	14:18:41.103
2	2:11.398	+2.085	14:20:52.501
3	2:10.404	+1.091	14:23:02.905
4	2:35.857	+26.544	14:25:38.762
5	2:10.522	+1.209	14:27:49.284
6	2:09.920	+0.607	14:29:59.204
7	2:09.313		14:32:08.517
8	2:10.397	+1.084	14:34:18.914
9	2:13.408	+4.095	14:36:32.322

Lap	Lap Tm	Diff	Time of Day
(51) Knut Noreng			
1	2:14.435	+4.447	14:18:41.613
2	2:11.402	+1.414	14:20:53.015
3	2:10.372	+0.384	14:23:03.387
4	2:35.886	+25.898	14:25:39.273
5	2:10.450	+0.462	14:27:49.723
6	2:09.997	+0.009	14:29:59.720
7	2:20.606	+10.618	14:32:20.326
8	2:09.988		14:34:30.314
9	2:10.409	+0.421	14:36:40.723

Lap	Lap Tm	Diff	Time of Day
(92) John Robert Samuelsen			
1	2:20.349	+8.269	14:18:47.162
2	2:18.483	+6.403	14:21:05.645
3	2:15.435	+3.355	14:23:21.080
4	2:21.101	+9.021	14:25:42.181
5	2:14.966	+2.886	14:27:57.147
6	2:13.111	+1.031	14:30:10.258
7	2:13.910	+1.830	14:32:24.168
8	2:14.133	+2.053	14:34:38.301
9	2:12.080		14:36:50.381

Lap	Lap Tm	Diff	Time of Day
(124) Lars Kåre Rødseth			
1	2:10.487		14:18:47.307
2	2:14.285	+3.798	14:21:01.592
3	2:16.689	+6.202	14:23:18.281
4	2:23.362	+12.875	14:25:41.643
5	2:13.638	+3.151	14:27:55.281
6	2:13.501	+3.014	14:30:08.782
7	2:14.005	+3.518	14:32:22.787
8	2:15.927	+5.440	14:34:38.714
9	2:13.174	+2.687	14:36:51.888

Lap	Lap Tm	Diff	Time of Day
(69) Stian Gundersen			
1	2:21.966	+6.194	14:18:50.938
2	2:18.351	+2.579	14:21:09.289
3	2:17.414	+1.642	14:23:26.703
4	2:19.661	+3.889	14:25:46.364
5	2:15.772		14:28:02.136
6	2:16.423	+0.651	14:30:18.559
7	2:17.595	+1.823	14:32:36.154
8	2:17.600	+1.828	14:34:53.754
9	2:19.115	+3.343	14:37:12.869

Lap	Lap Tm	Diff	Time of Day
(25) Ketil S. Thorbjørnsen			
1	2:23.895	+5.839	14:18:51.778
2	2:18.056		14:21:09.834
3	2:21.180	+3.124	14:23:31.014
4	2:21.599	+3.543	14:25:52.613
5	2:21.425	+3.369	14:28:14.038
6	2:19.712	+1.656	14:30:33.750
7	2:19.409	+1.353	14:32:53.159
8	2:19.382	+1.326	14:35:12.541
9	2:21.347	+3.291	14:37:33.888

Lap	Lap Tm	Diff	Time of Day
(392) Birger Nielsen			
1	2:20.380	+5.998	14:18:48.130
2	2:18.173	+3.791	14:21:06.303
3	2:16.650	+2.268	14:23:22.953
4	2:22.367	+7.985	14:25:45.320
5	2:15.150	+0.768	14:28:00.470
6	2:14.382		14:30:14.852
p7	2:45.334	+30.952	14:33:00.186

(99) Hendrikus Disselhorst

NM Runde Rudskogen

Historisk class 8+9

Rudskogen 3,217 Km

Final 2 Klasse 9

12.08.2018 15:15

Race (9 Laps)


---New---

82
14
27
12
392
10
69
8
92
6
36
4
61
2

91
13
99
11
25
9
124
7
51
5
7
3
62
1

7
6
5
4
3
2
1

POLE POSITION



NM Runde Rudskogen

Historisk class 8+9

Rudskogen 3,217 Km

Final 1 Klasse 8

11.08.2018 13:00

Race (9 Laps) started at 12:18:30

Pos	No.	Name	Entrant	Make	Nat-Club	Total Tm	Laps	Diff	Best Tm	Ø km/h
HRN E&F-65 GT 1301cc- (8)										
1	44	Jan-Hroar Bjørklund		Lotus Elan	NOR-NMK Drammen	15:58.968	9		1:44.535	108,691
2	111	Frode Alhaug	frode alhaug	Chevrolet Corvette Sti	NOR-KNA Vålerbanen	16:06.498	9	7.530	1:46.333	107,844
Not classified (80% = 7 Laps)										
DNS	9	Leidulf Nilsen	Rege Racing	Ford Mustang Shelby	NOR-KNA Klepp MSP				DNS	-
HRN E&F-65 STD 1301-2500cc (8)										
1	20	Tommy Brorsson		Ford Cortina Lotus	SWE-Historic Race-FIN	16:43.354	9		1:50.156	103,882
2	12	Per Arne Lunde		Ford Cortina Lotus	NOR-Historisk Racing N	16:43.603	9	0.249	1:50.054	103,857
3	50	Rune Østerud		Ford Cortina Lotus	NOR-Historisk Racing N	16:49.048	9	5.694	1:50.569	103,296
4	76	Vidar Østbråthen		Ford Cortina Lotus	NOR-Historisk Racing N	17:09.378	9	26.024	1:52.451	101,256
5	33	Geir Brynildsen	Team Blåklader	Ford Cortina Lotus	NOR-NMK Sarpsborg	17:19.485	9	36.131	1:53.509	100,272
Not classified (80% = 7 Laps)										
DNF	34	Arne Teig		Ford Cortina Lotus	NOR-Historisk Racing N	0.713			DNF	-
Not classified (80% = 7 Laps)										
DNF	24	Jon Asakskogen	Impact Racing	Ford Mustang	NOR-Asker & Bærum N	16:14.151	3		DNF	1:48.964 35,666

Announcements

These results are provisional until the conclusion of any judicial and technical matters!

Weather: cloudy 18 degrees dry track

Margin of Victory	Ø km/h	Best Lap Tm	km/h	Best Lap by
7.530	108,691	1:44.535	110,788	44 - Jan-Hroar Bjørklund

Official Timing www.mwraceconsulting.com

Orbits

Timekeeping Victor Rosén:

Clerk of the course Mikael Carlsson:

Steward Thomas Michelsen:

Secretary of the meeting Tone Larsen:

L

NM Runde Rudskogen

Historisk class 8+9

Rudskogen 3,217 Km

Final 1 Klasse 9

11.08.2018 14:15

Race (9 Laps) started at 14:16:24

Pos	No.	Name	Entrant	Make	Nat-Club	Total Tm	Laps	Diff	Best Tm	Ø km/h
HRN G 2V 66-71 1301-2500cc (9)										
1	36	Anders Strand		Volvo Amazon (122S)	NOR-KNA	20:08.285	9		2:09.313	86,263
2	51	Knut Noreng		Volvo 142	NOR-NMK Follo	20:16.686	9	8.401	2:09.988	85,668
Not classified (80% = 7 Laps)										
DNF	27	Marius Thomodsen	GT Racing	BMW 2002	NOR-Historisk Racing N	1.619			DNF	-
EXC	91	Terje Andersen		Ford Escort TC	NOR-NAF Oslo	19:43.810	9		EXC 2:04.499	88,047
EXC	82	Ove Martin Billerud	Billerud Motorsport	Volvo 142 S	NOR-NMK Solør	19:46.347	9		EXC 2:06.274	87,859
HRN G 66-71 -1150cc (9)										
1	69	Stian Gundersen		Fiat 128	NOR-Historisk Racing N	20:48.832	9		2:15.772	83,463
2	25	Ketil S. Thorbjørnsen		Fiat Abarth 1000 TC	NOR-Historisk Racing N	21:09.851	9	21.019	2:18.056	82,081
HRN G 66-71 1151-1300cc (9)										
1	62	John A Johansen		Mini Clubman 1275 GT	NOR-NMK Kongsberg	19:03.077	9		1:57.757	91,184
2	61	Atle Ramberg	Ramberg Racing	Ford Escort 1300 GT	NOR-KNA Varna	19:07.388	9	4.311	1:58.721	90,842
3	7	Odd-Andreas Ingebrigtsen		Austin Cooper S	NOR-Historisk Racing N	20:02.038	9	58.961	2:08.840	86,712
4	92	John Robert Samuelsen		Morris Cooper S	NOR-Norsk Mini Coope	20:26.344	9	1:23.267	2:12.080	84,993
5	124	Lars Kåre Rødseth		Ford Escort 1300 GT	NOR-Historisk Racing N	20:27.851	9	1:24.774	2:10.487	84,889
6	392	Birger Nielsen		Ford Escort 1300GT	DEN-ASK	16:36.149	7	2 Laps	2:14.382	81,382
Not classified (80% = 7 Laps)										
DNF	99	Hendrikus Disselhorst		Austin Cooper S	NED-NMK Hardanger	3:00.886	1		DNF 2:55.270	64,025

Announcements

These results are provisional until the conclusion of any judicial and technical matters!

Weather: rainy 16 degrees wet track


No. 82 and 91 Excluded / Steward report

Margin of Victory	Ø km/h	Best Lap Tm	km/h	Best Lap by
4.311	91,184	1:57.757	98,348	62 - John A Johansen

Official Timing www.mwraceconsulting.com

Orbits

Timekeeping Victor Rosén:



Clerk of the course Mikael Carlsson:

Steward Thomas Michelsen:

Secretary of the meeting Tone Larsen:

L

NM Runde Rudskogen

Historisk class 8+9

Rudskogen 3,217 Km

Final 2 Klasse 8

---New---

12.08.2018 13:45

Race (9 Laps) started at 14:23:15

Pos	No.	Name	Entrant	Make	Nat-Club	Total Tm	Laps	Diff	Best Tm	Ø km/h
1	111	Frode Alhaug	frode alhaug	Chevrolet Corvette Sti	NOR-KNA Vålerbanen	16:16.083	9		1:46.741	106,785
2	20	Tommy Brorsson		Ford Cortina Lotus	SWE-Historic Race-FIN	16:38.157	9	22.074	1:49.116	104,423
3	12	Per Arne Lunde		Ford Cortina Lotus	NOR-Historisk Racing 1	16:43.641	9	27.558	1:50.254	103,853
4	50	Rune Østerud		Ford Cortina Lotus	NOR-Historisk Racing 1	16:46.339	9	30.256	1:50.347	103,574
5	76	Vidar Østbråthen		Ford Cortina Lotus	NOR-Historisk Racing 1	17:12.861	9	56.778	1:53.302	100,915
6	33	Geir Brynildsen	Team Blåklader	Ford Cortina Lotus	NOR-NMK Sarpsborg	17:22.769	9	1:06.686	1:53.811	99,956
Not classified (80% = 7 Laps)										
DNF	34	Arne Teig		Ford Cortina Lotus	NOR-Historisk Racing 1	17:44.653	6	DNF	1:49.817	65,267
DNS	24	Jon Asakskogen	Impact Racing	Ford Mustang	NOR-Asker & Bærum 1			DNS		-
EXC	44	Jan-Hroar Bjørklund		Lotus Elan	NOR-NMK Drammen	16:16.418	9	EXC	1:46.718	106,748
EXC	9	Leidulf Nilsen	Rege Racing	Ford Mustang Shelby	NOR-KNA Klepp MSP	11:24.806	6	EXC	1:49.670	101,470

Announcements

These results are provisional until the conclusion of any judicial and technical matters!

Weather: cloudy 16 degrees dry track

No. 9 Excluded / Steward report

No. 44 Excluded / technical non conformity

Margin of Victory	Ø km/h	Best Lap Tm	km/h	Best Lap by
22.074	106,785	1:46.741	108,498	111 - Frode Alhaug

Official Timing www.mwraceconsulting.com

Orbits

Timekeeping Victor Rosén:

Clerk of the course Mikael Carlsson:

Steward Thomas Michelsen:

Secretary of the meeting Tone Larsen:

L

NM Runde Rudskogen

Historisk class 8+9

Rudskogen 3,217 Km

Final 2 Klasse 8

---New---

12.08.2018 13:45

Race (9 Laps) started at 14:23:15

Pos	No.	Name	Entrant	Make	Nat-Club	Total Tm	Laps	Diff	Best Tm	Ø km/h
HRN E&F-65 GT 1301cc- (8)										
1	111	Frode Alhaug	frode alhaug	Chevrolet Corvette Sti	NOR-KNA Vålerbanen	16:16.083	9		1:46.741	106,785
Not classified (80% = 7 Laps)										
EXC	44	Jan-Hroar Bjørklund		Lotus Elan	NOR-NMK Drammen	16:16.418	9	EXC	1:46.718	106,748
EXC	9	Leidulf Nilsen	Rege Racing	Ford Mustang Shelby C	NOR-KNA Klepp MSP	11:24.806	6	EXC	1:49.670	101,470
HRN E&F-65 STD 1301-2500cc (8)										
1	20	Tommy Brorsson		Ford Cortina Lotus	SWE-Historic Race-FIN	16:38.157	9		1:49.116	104,423
2	12	Per Arne Lunde		Ford Cortina Lotus	NOR-Historisk Racing N	16:43.641	9	5.484	1:50.254	103,853
3	50	Rune Østerud		Ford Cortina Lotus	NOR-Historisk Racing N	16:46.339	9	8.182	1:50.347	103,574
4	76	Vidar Østbråthen		Ford Cortina Lotus	NOR-Historisk Racing N	17:12.861	9	34.704	1:53.302	100,915
5	33	Geir Brynildsen	Team Blåklader	Ford Cortina Lotus	NOR-NMK Sarpsborg	17:22.769	9	44.612	1:53.811	99,956
Not classified (80% = 7 Laps)										
DNF	34	Arne Teig		Ford Cortina Lotus	NOR-Historisk Racing N	17:44.653	6	DNF	1:49.817	65,267
Not classified (80% = 7 Laps)										
DNS	24	Jon Asakskogen	Impact Racing	Ford Mustang	NOR-Asker & Bærum N			DNS		-

Announcements

These results are provisional until the conclusion of any judicial and technical matters!

Weather: cloudy 16 degrees dry track

No. 9 Excluded / Steward report

No. 44 Excluded / technical non conformity

Margin of Victory	Ø km/h	Best Lap Tm	km/h	Best Lap by
22.074	106,785	1:46.741	108,498	111 - Frode Alhaug

Official Timing www.mwraceconsulting.com

Orbits

Timekeeping Victor Rosén:

Clerk of the course Mikael Carlsson:

Steward Thomas Michelsen:

Secretary of the meeting Tone Larsen:

L

NM Runde Rudskogen

Historisk class 8+9

Rudskogen 3,217 Km

Final 2 Klasse 8

12.08.2018 13:45

Race (9 Laps) started at 14:23:15

Lap	Lap Tm	Diff	Time of Day
(111) Frode Alhaug			
1	1:51.609	+4.868	14:25:06.720
2	1:47.455	+0.714	14:26:54.175
3	1:48.331	+1.590	14:28:42.506
4	1:49.184	+2.443	14:30:31.690
5	1:48.815	+2.074	14:32:20.505
6	1:47.757	+1.016	14:34:08.262
7	1:48.673	+1.932	14:35:56.935
8	1:46.741		14:37:43.676
9	1:47.449	+0.708	14:39:31.125

Lap	Lap Tm	Diff	Time of Day
(44) Jan-Hroar Bjørklund			
1	1:52.389	+5.671	14:25:07.431
2	1:47.394	+0.676	14:26:54.825
3	1:47.980	+1.262	14:28:42.805
4	1:48.402	+1.684	14:30:31.207
5	1:48.960	+2.242	14:32:20.167
6	1:47.991	+1.273	14:34:08.158
7	1:48.984	+2.266	14:35:57.142
8	1:46.718		14:37:43.860
9	1:47.600	+0.882	14:39:31.460

Lap	Lap Tm	Diff	Time of Day
(20) Tommy Brorsson			
1	1:52.884	+3.768	14:25:08.355
2	1:50.200	+1.084	14:26:58.555
3	1:50.560	+1.444	14:28:49.115
4	1:50.767	+1.651	14:30:39.882
5	1:51.860	+2.744	14:32:31.742
6	1:51.737	+2.621	14:34:23.479
7	1:49.116		14:36:12.595
8	1:50.062	+0.946	14:38:02.657
9	1:50.542	+1.426	14:39:53.199

Lap	Lap Tm	Diff	Time of Day
(12) Per Arne Lunde			
1	1:54.386	+4.132	14:25:09.924
2	1:51.751	+1.497	14:27:01.675
3	1:51.927	+1.673	14:28:53.602
4	1:51.372	+1.118	14:30:44.974
5	1:50.586	+0.332	14:32:35.560
6	1:50.610	+0.356	14:34:26.170
7	1:50.473	+0.219	14:36:16.643
8	1:50.254		14:38:06.897
9	1:51.786	+1.532	14:39:58.683

Lap	Lap Tm	Diff	Time of Day
(50) Rune Østerud			
1	1:56.174	+5.827	14:25:12.140
2	1:50.647	+0.300	14:27:02.787
3	1:51.450	+1.103	14:28:54.237
4	1:52.675	+2.328	14:30:46.912
5	1:51.326	+0.979	14:32:38.238
6	1:50.420	+0.073	14:34:28.658
7	1:50.347		14:36:19.005
8	1:50.797	+0.450	14:38:09.802
9	1:51.579	+1.232	14:40:01.381

Lap	Lap Tm	Diff	Time of Day
(76) Vidar Østbråthen			
1	1:57.825	+4.523	14:25:13.756
2	1:53.302		14:27:07.058
3	1:53.945	+0.643	14:29:01.003
4	1:54.753	+1.451	14:30:55.756
5	1:54.625	+1.323	14:32:50.381
6	1:54.021	+0.719	14:34:44.402
7	1:54.073	+0.771	14:36:38.475
8	1:54.635	+1.333	14:38:33.110
9	1:54.793	+1.491	14:40:27.903

Lap	Lap Tm	Diff	Time of Day
(33) Geir Brynildsen			
1	1:59.076	+5.265	14:25:15.991
2	1:53.811		14:27:09.802
3	1:54.226	+0.415	14:29:04.028
4	1:55.231	+1.420	14:30:59.259
5	1:55.348	+1.537	14:32:54.607
6	1:56.251	+2.440	14:34:50.858
7	1:55.675	+1.864	14:36:46.533
8	1:56.124	+2.313	14:38:42.657
9	1:55.154	+1.343	14:40:37.811

Lap	Lap Tm	Diff	Time of Day
(34) Arne Teig			
1	1:54.601	+4.784	14:25:11.838
2	1:49.817		14:27:01.655
3	1:51.277	+1.460	14:28:52.932
p4	2:46.312	+56.495	14:31:39.244
5	7:22.666	+5:32.849	14:39:01.910
6	1:57.785	+7.968	14:40:59.695

Lap	Lap Tm	Diff	Time of Day
(9) Leidulf Nilsen			
1	1:52.684	+3.014	14:25:10.134
2	1:49.670		14:26:59.804
3	1:50.832	+1.162	14:28:50.636
4	1:49.847	+0.177	14:30:40.483
5	1:50.886	+1.216	14:32:31.369
p6	2:08.479	+18.809	14:34:39.848

Lap	Lap Tm	Diff	Time of Day
-----	--------	------	-------------

NM Runde Rudskogen

Historisk class 8+9

Rudskogen 3,217 Km

Final 2 Klasse 9

12.08.2018 15:15

Race (9 Laps) started at 16:05:49

Pos	No.	Name	Entrant	Make	Nat-Club	Total Tm	Laps	Diff	Best Tm	Ø km/h
1	61	Atle Ramberg	Ramberg Racing	Ford Escort 1300 GT	NOR-KNA Varna	15:41.764	9		1:43.174	110,676
2	27	Marius Thormodsen	GT Racing	BMW 2002	NOR-Historisk Racing N	15:41.897	9	0.133	1:41.827	110,661
3	62	John A Johansen		Mini Clubman 1275 GT	NOR-NMK Kongsberg	15:58.861	9	17.097	1:44.937	108,703
4	7	Odd-Andreas Ingebrigtsen		Austin Cooper S	NOR-Historisk Racing N	16:08.303	9	26.539	1:46.616	107,643
5	91	Terje Andersen		Ford Escort TC	NOR-NAF Oslo	16:10.628	9	28.864	1:46.241	107,385
6	36	Anders Strand		Volvo Amazon (122S)	NOR-KNA	16:32.562	9	50.798	1:48.775	105,012
7	92	John Robert Samuelsen		Morris Cooper S	NOR-Norsk Mini Coope	17:00.161	9	1:18.397	1:51.974	102,171
8	392	Birger Nielsen		Ford Escort 1300GT	DEN-ASK	17:15.755	9	1:33.991	1:52.703	100,633
9	51	Knut Noreng		Volvo 142	NOR-NMK Follo	17:16.120	9	1:34.356	1:53.032	100,597
10	124	Lars Kåre Rødseth		Ford Escort 1300 GT	NOR-Historisk Racing N	17:20.435	9	1:38.671	1:51.841	100,180
11	69	Stian Gundersen		Fiat 128	NOR-Historisk Racing N	15:45.414	8	1 Lap	1:55.913	97,999
12	99	Hendrikus Disselhorst		Austin Cooper S	NED-NMK Hardanger	17:20.930	8	1 Lap	2:04.511	89,007

Not classified (80% = 7 Laps)

DNF	25	Ketil S. Thorbjørnsen		Fiat Abarth 1000 TC	NOR-Historisk Racing N	9:50.492	5	DNF	1:56.037	98,064
DNS	82	Ove Martin Billerud	Billerud Motorsport	Volvo 142 S	NOR-NMK Solør			DNS		-

Announcements

These results are provisional until the conclusion of any judicial and technical matters!

Weather: sunny 17 degrees dry track

Margin of Victory	Ø km/h	Best Lap Tm	km/h	Best Lap by
0.133	110,676	1:41.827	113,734	27 - Marius Thormodsen

Official Timing www.mwraceconsulting.com

Orbits

Timekeeping Victor Rosén:

Clerk of the course Mikael Carlsson:

Steward Thomas Michelsen:

Secretary of the meeting Tone Larsen:

L

NM Runde Rudskogen

Historisk class 8+9

Rudskogen 3,217 Km

Final 2 Klasse 9

12.08.2018 15:15

Race (9 Laps) started at 16:05:49

Pos	No.	Name	Entrant	Make	Nat-Club	Total Tm	Laps	Diff	Best Tm	Ø km/h	
HRN G 2V 66-71 1301-2500cc (9)											
1	27	Marius Thormodsen	GT Racing	BMW 2002	NOR-Historisk Racing 1	15:41.897	9		1:41.827	110,661	
2	91	Terje Andersen		Ford Escort TC	NOR-NAF Oslo	16:10.628	9	28.731	1:46.241	107,385	
3	36	Anders Strand		Volvo Amazon (122S)	NOR-KNA	16:32.562	9	50.665	1:48.775	105,012	
4	51	Knut Noreng		Volvo 142	NOR-NMK Follo	17:16.120	9	1:34.223	1:53.032	100,597	
Not classified (80% = 7 Laps)											
DNS	82	Ove Martin Billerud	Billerud Motorsport	Volvo 142 S	NOR-NMK Solør				DNS	-	
HRN G 66-71 -1150cc (9)											
1	69	Stian Gundersen		Fiat 128	NOR-Historisk Racing 1	15:45.414	8		1:55.913	97,999	
Not classified (80% = 7 Laps)											
DNF	25	Ketil S. Thorbjørnsen		Fiat Abarth 1000 TC	NOR-Historisk Racing 1	9:50.492	5		DNF	1:56.037	98,064
HRN G 66-71 1151-1300cc (9)											
1	61	Atle Ramberg	Ramberg Racing	Ford Escort 1300 GT	NOR-KNA Varna	15:41.764	9		1:43.174	110,676	
2	62	John A Johansen		Mini Clubman 1275 GT	NOR-NMK Kongsberg	15:58.861	9	17.097	1:44.937	108,703	
3	7	Odd-Andreas Ingebrigtsen		Austin Cooper S	NOR-Historisk Racing 1	16:08.303	9	26.539	1:46.616	107,643	
4	92	John Robert Samuelsen		Morris Cooper S	NOR-Norsk Mini Coope	17:00.161	9	1:18.397	1:51.974	102,171	
5	392	Birger Nielsen		Ford Escort 1300GT	DEN-ASK	17:15.755	9	1:33.991	1:52.703	100,633	
6	124	Lars Kåre Rødseth		Ford Escort 1300 GT	NOR-Historisk Racing 1	17:20.435	9	1:38.671	1:51.841	100,180	
7	99	Hendrikus Disselhorst		Austin Cooper S	NED-NMK Hardanger	17:20.930	8	1 Lap	2:04.511	89,007	

Announcements

These results are provisional until the conclusion of any judicial and technical matters!

Weather: sunny 17 degrees dry track

Margin of Victory	Ø km/h	Best Lap Tm	km/h	Best Lap by
0.133	110,676	1:41.827	113,734	27 - Marius Thormodsen

Official Timing www.mwraceconsulting.com

Orbits

Timekeeping Victor Rosén:

Clerk of the course Mikael Carlsson:

Steward Thomas Michelsen:

Secretary of the meeting Tone Larsen:

L

NM Runde Rudskogen

Historisk class 8+9

Rudskogen 3,217 Km

Final 2 Klasse 9

12.08.2018 15:15

Race (9 Laps) started at 16:05:49

Lap	Lap Tm	Diff	Time of Day
(61) Atle Ramberg			
1	1:47.730	+4.556	16:07:37.709
2	1:45.272	+2.098	16:09:22.981
3	1:44.146	+0.972	16:11:07.127
4	1:44.293	+1.119	16:12:51.420
5	1:44.324	+1.150	16:14:35.744
6	1:44.518	+1.344	16:16:20.262
7	1:44.442	+1.268	16:18:04.704
8	1:43.174		16:19:47.878
9	1:43.716	+0.542	16:21:31.594

Lap	Lap Tm	Diff	Time of Day
(27) Marius Thormodsen			
1	1:50.964	+9.137	16:07:45.013
2	1:45.262	+3.435	16:09:30.275
3	1:45.034	+3.207	16:11:15.309
4	1:44.030	+2.203	16:12:59.339
5	1:43.255	+1.428	16:14:42.594
6	1:42.183	+0.356	16:16:24.777
7	1:42.234	+0.407	16:18:07.011
8	1:41.827		16:19:48.838
9	1:42.889	+1.062	16:21:31.727

Lap	Lap Tm	Diff	Time of Day
(62) John A. Johansen			
1	1:47.456	+2.519	16:07:37.286
2	1:47.793	+2.856	16:09:25.079
3	1:47.307	+2.370	16:11:12.386
4	1:46.714	+1.777	16:12:59.100
5	1:45.892	+0.955	16:14:44.992
6	1:44.937		16:16:29.929
7	1:45.950	+1.013	16:18:15.879
8	1:46.364	+1.427	16:20:02.243
9	1:46.448	+1.511	16:21:48.691

Lap	Lap Tm	Diff	Time of Day
(7) Odd-Andreas Ingebrigtsen			
1	1:50.500	+3.884	16:07:40.684
2	1:46.802	+0.186	16:09:27.486
3	1:48.666	+2.050	16:11:16.152
4	1:46.616		16:13:02.768
5	1:46.628	+0.012	16:14:49.396
6	1:47.617	+1.001	16:16:37.013
7	1:47.270	+0.654	16:18:24.283
8	1:46.873	+0.257	16:20:11.156
9	1:46.977	+0.361	16:21:58.133

Lap	Lap Tm	Diff	Time of Day
(91) Terje Andersen			
1	1:49.821	+3.580	16:07:44.115
2	1:48.179	+1.938	16:09:32.294
3	1:47.436	+1.195	16:11:19.730
4	1:47.374	+1.133	16:13:07.104
5	1:46.847	+0.606	16:14:53.951
6	1:46.976	+0.735	16:16:40.927
7	1:46.995	+0.754	16:18:27.922
8	1:46.295	+0.054	16:20:14.217
9	1:46.241		16:22:00.458

Lap	Lap Tm	Diff	Time of Day
(36) Anders Strand			
1	1:53.506	+4.731	16:07:44.007
2	1:50.697	+1.922	16:09:34.704
3	1:48.775		16:11:23.479
4	1:49.597	+0.822	16:13:13.076
5	1:49.383	+0.608	16:15:02.459
6	1:48.940	+0.165	16:16:51.399
7	1:50.845	+2.070	16:18:42.244
8	1:49.495	+0.720	16:20:31.739
9	1:50.653	+1.878	16:22:22.392

Lap	Lap Tm	Diff	Time of Day
(92) John Robert Samuelsen			
1	1:57.881	+5.907	16:07:48.862
2	1:52.622	+0.648	16:09:41.484
3	1:52.419	+0.445	16:11:33.903
4	1:52.269	+0.295	16:13:26.172
5	1:52.747	+0.773	16:15:18.919
6	1:51.974		16:17:10.893
7	1:53.474	+1.500	16:19:04.367
8	1:53.062	+1.088	16:20:57.429
9	1:52.562	+0.588	16:22:49.991

Lap	Lap Tm	Diff	Time of Day
(392) Birger Nielsen			
1	2:00.254	+7.551	16:07:52.396
2	1:52.703		16:09:45.099
3	1:55.153	+2.450	16:11:40.252
4	1:54.812	+2.109	16:13:35.064
5	1:54.003	+1.300	16:15:29.067
6	1:54.357	+1.654	16:17:23.424
7	1:54.543	+1.840	16:19:17.967
8	1:54.045	+1.342	16:21:12.012
9	1:53.573	+0.870	16:23:05.585

Lap	Lap Tm	Diff	Time of Day
(51) Knut Noreng			
1	1:57.851	+4.819	16:07:48.428
2	1:55.223	+2.191	16:09:43.651
3	1:56.010	+2.978	16:11:39.661
4	1:54.853	+1.821	16:13:34.514
5	1:54.998	+1.966	16:15:29.512
6	1:54.240	+1.208	16:17:23.752
7	1:54.838	+1.806	16:19:18.590
8	1:54.328	+1.296	16:21:12.918
9	1:53.032		16:23:05.950

Lap	Lap Tm	Diff	Time of Day
(124) Lars Kåre Rødseth			
1	2:02.269	+10.428	16:07:53.277
2	1:57.633	+5.792	16:09:50.910
3	1:56.173	+4.332	16:11:47.083
4	1:57.529	+5.688	16:13:44.612
5	1:55.905	+4.064	16:15:40.517
6	1:53.241	+1.400	16:17:33.758
7	1:52.733	+0.892	16:19:26.491
8	1:51.933	+0.092	16:21:18.424
9	1:51.841		16:23:10.265

Lap	Lap Tm	Diff	Time of Day
(69) Stian Gundersen			
1	2:02.039	+6.126	16:07:53.276
2	1:57.633	+1.720	16:09:50.909
3	1:55.913		16:11:46.822
4	1:57.649	+1.736	16:13:44.471
5	1:57.526	+1.613	16:15:41.997
6	1:57.532	+1.619	16:17:39.529
7	1:57.859	+1.946	16:19:37.388
8	1:57.856	+1.943	16:21:35.244

Lap	Lap Tm	Diff	Time of Day
(99) Hendrikus Disselhorst			
1	2:10.229	+5.718	16:08:04.196
2	2:09.173	+4.662	16:10:13.369
3	2:08.593	+4.082	16:12:21.962
4	2:04.511		16:14:26.473
5	2:14.534	+10.023	16:16:41.007
6	2:13.176	+8.665	16:18:54.183
7	2:09.407	+4.896	16:21:03.590
8	2:07.170	+2.659	16:23:10.760

Lap	Lap Tm	Diff	Time of Day
(25) Ketil S. Thorbjørnsen			