

# NM Runde Rudskogen

GT4 - GT5

Rudskogen 3,217 Km

Qualifying

11.08.2018 09:45

Qualifying (15:00 Time) started at 9:45:13

Pos	No.	Name	Entrant	Make	Nat-Club	Laps	Best Tm	Diff	In Lap	2nd Best
1	84	<b>Alf Marius Loe Sandberg</b>	Sandberg Motorsport	Toyota Altezza	NOR-NMK Solør	8	1:33.965		2	1:34.001
2	428	<b>Simen Tvette</b>		Renault Clio	NOR-KNA Varna	8	1:34.992	1.027	5	1:35.493
3	704	<b>Aksel Erik Busch</b>		Chrysler Neon	NOR-KNA Oslo & Ome	6	1:38.251	4.286	2	1:38.378
4	414	<b>Arild Søvold</b>	V&S Racing	Volvo S40	NOR-KNA Haugaland	8	1:39.136	5.171	8	1:39.648
5	454	<b>Tom Heitmann</b>		Audi A5 TDI	NOR-NMK Sandefjord	7	1:40.790	6.825	5	1:41.017
6	234	<b>Vegard H Svendby</b>		Toyota Altezza	NOR-NMK Solør	8	1:42.502	8.537	4	1:42.880
7	405	<b>Thomas Hårajuvet</b>	Marshall Motorsport	Ford Fiesta ST	NOR-NMK Bergen	7	1:43.577	9.612	3	1:43.675
8	15	<b>Heidi Frydenhaug</b>	HF Racing	BMW 325Ti E36	NOR-NMK Solør	8	1:44.077	10.112	7	1:44.329
9	485	<b>Erik Halvorsen</b>		Volvo S40	NOR-NMK Kongsberg	7	1:44.078	10.113	5	1:44.465
10	995	<b>Herbjørn Haug</b>	Herbjørn Haug Motorsport	Chrysler Neon	NOR-KNA Solør Motors	3	1:45.321	11.356	2	1:45.779
11	35	<b>Roar A. Bergerud</b>		Peugeot 206 GTI	NOR-NMK Aurskog-Høl	7	1:45.979	12.014	7	1:46.284
12	125	<b>Trond Brekke</b>		Ford Fiesta ST	Amcar	7	1:46.639	12.674	1	1:46.760
13	145	<b>Gunnar Fadum</b>		Peugeot 206 GTI	NOR-NMK Aremark	4	1:48.332	14.367	1	
14	135	<b>Nilstore Brekke</b>		Chrysler Neon	NMK Vest-Telemark	7	1:48.474	14.509	4	1:48.575
15	155	<b>Kjetil Davidsen</b>		Peugeot 206 GTI	NOR-NMK Aremark	7	1:48.568	14.603	5	1:49.646
16	235	<b>Truls Skramrud-Thire</b>	WT Motorsport	Peugeot 206 GTI	NOR-NMK Follo	7	1:49.753	15.788	7	1:50.099
17	95	<b>Helene Kristiansen</b>	Mia Kristiansen	Peugeot 206 GTI	NOR-NMK Hamar	7	1:50.537	16.572	7	1:52.075
18	165	<b>Haakon Thomte</b>		VW Golf GTi	NOR-Krabyskogen MSF	7	1:51.714	17.749	7	1:52.468
19	245	<b>William Skramrud-Thire</b>	WT Motorsport	Honda CRX	NOR-NMK Follo	7	1:52.141	18.176	4	1:52.628
20	94	<b>Lars Martin Mehammer</b>	Dag Mehammer	Honda Civic	NOR-NMK Sandefjord	2			0	



**NM Runde Rudskogen**

GT4 - GT5

Rudskogen 3,217 Km


Final 1

11.08.2018 17:45

Race (9 Laps)

		165	12
		23	
	245	95	11
	22	21	
	235	155	10
	20	19	
	135	145	9
	18	17	
	125	35	8
	16	15	
	995	485	7
	14	13	
	15	405	6
	12	11	
	10	9	5
		94	4
	8	7	
	234	454	3
	6	5	
	414	704	2
	4	3	
	428	84	1
	2	1	

POLE POSITION



# NM Runde Rudskogen

GT4 - GT5

Rudskogen 3,217 Km

Final 1

11.08.2018 18:15

Race (9 Laps) started at 18:19:10

Pos	No.	Name	Entrant	Make	Nat-Club	Total Tm	Laps	Diff	Best Tm	Ø km/h
1	84	<b>Alf Marius Loe Sandberg</b>	Sandberg Motorsport	Toyota Altezza	NOR-NMK Solør	14:46.940	<b>9</b>		1:35.427	117,517
2	428	<b>Simen Tvete</b>		Renault Clio	NOR-KNA Varna	15:02.015	<b>9</b>	15.075	1:36.081	115,553
3	704	<b>Aksel Erik Busch</b>		Chrysler Neon	NOR-KNA Oslo & Omeç	15:07.141	<b>9</b>	20.201	1:38.641	114,900
4	454	<b>Tom Heitmann</b>		Audi A5 TDI	NOR-NMK Sandefjord	15:07.449	<b>9</b>	20.509	1:38.768	114,861
5	414	<b>Arild Søvold</b>	V&S Racing	Volvo S40	NOR-KNA Haugaland	15:35.571	<b>9</b>	48.631	1:39.383	111,409
6	234	<b>Vegard H Svendby</b>		Toyota Altezza	NOR-NMK Solør	15:44.855	<b>9</b>	57.915	1:43.332	110,314
7	405	<b>Thomas Hårajuvet</b>	Marshall Motorsport	Ford Fiesta ST	NOR-NMK Bergen	15:45.231	<b>9</b>	58.291	1:43.479	110,270
8	15	<b>Heidi Frydenhaug</b>	HF Racing	BMW 325Ti E36	NOR-NMK Solør	15:48.846	<b>9</b>	1:01.906	1:43.931	109,850
9	485	<b>Erik Halvorsen</b>		Volvo S40	NOR-NMK Kongsberg	15:49.434	<b>9</b>	1:02.494	1:43.920	109,782
10	995	<b>Herbjørn Haug</b>	Herbjørn Haug Motorsport	Chrysler Neon	NOR-KNA Solør Motors	16:06.538	<b>9</b>	1:19.598	1:45.852	107,839
11	35	<b>Roar A. Bergerud</b>		Peugeot 206 GTI	NOR-NMK Aurskog-Høel	16:06.769	<b>9</b>	1:19.829	1:45.838	107,814
12	145	<b>Gunnar Fadum</b>		Peugeot 206 GTI	NOR-NMK Aremark	16:22.213	<b>9</b>	1:35.273	1:47.460	106,118
13	135	<b>Nilstore Brekke</b>		Chrysler Neon	NMK Vest-Telemark	16:32.605	<b>9</b>	1:45.665	1:48.586	105,007
14	245	<b>William Skramrud-Thire</b>	WT Motorsport	Honda CRX	NOR-NMK Follo	14:47.716	<b>8</b>	1 Lap	1:47.129	104,369
15	155	<b>Kjetil Davidsen</b>		Peugeot 206 GTI	NOR-NMK Aremark	14:50.500	<b>8</b>	1 Lap	1:49.116	104,042
16	235	<b>Truls Skramrud-Thire</b>	WT Motorsport	Peugeot 206 GTI	NOR-NMK Follo	14:51.107	<b>8</b>	1 Lap	1:47.731	103,971
17	165	<b>Haakon Thomte</b>		VW Golf GTI	NOR-Krabyskogen MSP	15:03.179	<b>8</b>	1 Lap	1:50.276	102,582
18	94	<b>Lars Martin Mehammer</b>	Dag Mehammer	Honda Civic	NOR-NMK Sandefjord	15:14.194	<b>8</b>	1 Lap	1:50.871	101,346
19	95	<b>Helene Kristiansen</b>	Mia Kristiansen	Peugeot 206 GTI	NOR-NMK Hamar	15:36.074	<b>8</b>	1 Lap	1:53.541	98,977
Not classified (80% = 7 Laps)										
DNF	125	<b>Trond Brekke</b>		Ford Fiesta ST	Amcar	9:14.213	<b>5</b>	DNF	1:46.143	104,483

## Announcements

These results are provisional until the conclusion of any judicial and technical matters!

Weather: cloudy 15 degrees dry track

No. 125 technical flag

Margin of Victory	Ø km/h	Best Lap Tm	km/h	Best Lap by
15.075	117,517	1:35.427	121,362	84 - Alf Marius Loe Sandberg

Official Timing [www.mwraceconsulting.com](http://www.mwraceconsulting.com)

Orbits

Timekeeping Victor Rosén:

Clerk of the course Mikael Carlsson:

Steward Thomas Michelsen:

Secretary of the meeting Tone Larsen:

L

# NM Runde Rudskogen

GT4 - GT5

Rudskogen 3,217 Km

Final 1

11.08.2018 18:15

Race (9 Laps) started at 18:19:10

Pos	No.	Name	Entrant	Make	Nat-Club	Total Tm	Laps	Diff	Best Tm	Ø km/h
Norsk GT4										
1	84	<b>Alf Marius Loe Sandberg</b>	Sandberg Motorsport	Toyota Altezza	NOR-NMK Solør	14:46.940	<b>9</b>		1:35.427	117,517
2	428	<b>Simen Tvette</b>		Renault Clio	NOR-KNA Varna	15:02.015	<b>9</b>	15.075	1:36.081	115,553
3	704	<b>Aksel Erik Busch</b>		Chrysler Neon	NOR-KNA Oslo & Omeç	15:07.141	<b>9</b>	20.201	1:38.641	114,900
4	454	<b>Tom Heitmann</b>		Audi A5 TDI	NOR-NMK Sandefjord	15:07.449	<b>9</b>	20.509	1:38.768	114,861
5	414	<b>Arild Søvold</b>	V&S Racing	Volvo S40	NOR-KNA Haugaland	15:35.571	<b>9</b>	48.631	1:39.383	111,409
6	234	<b>Vegard H Svendby</b>		Toyota Altezza	NOR-NMK Solør	15:44.855	<b>9</b>	57.915	1:43.332	110,314
7	94	<b>Lars Martin Mehammer</b>	Dag Mehammer	Honda Civic	NOR-NMK Sandefjord	15:14.194	<b>8</b>	1 Lap	1:50.871	101,346
Norsk GT5										
1	405	<b>Thomas Hårajuvet</b>	Marshall Motorsport	Ford Fiesta ST	NOR-NMK Bergen	15:45.231	<b>9</b>		1:43.479	110,270
2	15	<b>Heidi Frydenhaug</b>	HF Racing	BMW 325Ti E36	NOR-NMK Solør	15:48.846	<b>9</b>	3.615	1:43.931	109,850
3	485	<b>Erik Halvorsen</b>		Volvo S40	NOR-NMK Kongsberg	15:49.434	<b>9</b>	4.203	1:43.920	109,782
4	995	<b>Herbjørn Haug</b>	Herbjørn Haug Motorsport	Chrysler Neon	NOR-KNA Solør Motors	16:06.538	<b>9</b>	21.307	1:45.852	107,839
5	35	<b>Roar A. Bergerud</b>		Peugeot 206 GTI	NOR-NMK Aurskog-Hø	16:06.769	<b>9</b>	21.538	1:45.838	107,814
6	145	<b>Gunnar Fadum</b>		Peugeot 206 GTI	NOR-NMK Aremark	16:22.213	<b>9</b>	36.982	1:47.460	106,118
7	135	<b>Nilstore Brekke</b>		Chrysler Neon	NMK Vest-Telemark	16:32.605	<b>9</b>	47.374	1:48.586	105,007
8	245	<b>William Skramrud-Thire</b>	WT Motorsport	Honda CRX	NOR-NMK Follo	14:47.716	<b>8</b>	1 Lap	1:47.129	104,369
9	155	<b>Kjetil Davidsen</b>		Peugeot 206 GTI	NOR-NMK Aremark	14:50.500	<b>8</b>	1 Lap	1:49.116	104,042
10	235	<b>Truls Skramrud-Thire</b>	WT Motorsport	Peugeot 206 GTI	NOR-NMK Follo	14:51.107	<b>8</b>	1 Lap	1:47.731	103,971
11	165	<b>Haakon Thomte</b>		VW Golf GTI	NOR-Krabyskogen MSP	15:03.179	<b>8</b>	1 Lap	1:50.276	102,582
12	95	<b>Helene Kristiansen</b>	Mia Kristiansen	Peugeot 206 GTI	NOR-NMK Hamar	15:36.074	<b>8</b>	1 Lap	1:53.541	98,977
Not classified (80% = 7 Laps)										
DNF	125	<b>Trond Brekke</b>		Ford Fiesta ST	Amcar	9:14.213	<b>5</b>	DNF	1:46.143	104,483

## Announcements

These results are provisional until the conclusion of any judicial and technical matters!

Weather: cloudy 15 degrees dry track


No. 125 technical flag

Margin of Victory	Ø km/h	Best Lap Tm	km/h	Best Lap by
15.075	117,517	1:35.427	121,362	84 - Alf Marius Loe Sandberg

Official Timing [www.mwraceconsulting.com](http://www.mwraceconsulting.com)

Orbits

Timekeeping Victor Rosén:



Clerk of the course Mikael Carlsson:

Steward Thomas Michelsen:

Secretary of the meeting Tone Larsen:

L



# NM Runde Rudskogen

GT4 - GT5

Rudskogen 3,217 Km

Final 1

11.08.2018 18:15

Race (9 Laps) started at 18:19:10

Lap	Lap Tm	Diff	Time of Day
4	1:53.961	+0.420	18:27:10.295
5	1:54.852	+1.311	18:29:05.147
6	1:54.360	+0.819	18:30:59.507
7	1:53.833	+0.292	18:32:53.340
8	1:53.633	+0.092	18:34:46.973

(125) Trond Brekke

1	1:50.333	+4.190	18:21:06.720
2	1:47.374	+1.231	18:22:54.094
3	1:46.143		18:24:40.237
4	1:47.279	+1.136	18:26:27.516
p5	1:57.596	+11.453	18:28:25.112

Lap	Lap Tm	Diff	Time of Day
-----	--------	------	-------------

Lap	Lap Tm	Diff	Time of Day
-----	--------	------	-------------

**NM Runde Rudskogen**

**GT4 - GT5**

**Rudskogen 3,217 Km**


**Final 2**

**12.08.2018 11:45**

**Race (9 Laps)**

		<b>125</b>	<b>12</b>
		<sup>23</sup> <b>165</b>	<b>11</b>
		<sup>21</sup> <b>155</b>	<b>10</b>
		<sup>19</sup> <b>135</b>	<b>9</b>
		<sup>17</sup> <b>15</b>	<b>8</b>
		<sup>15</sup> <b>995</b>	<b>7</b>
		<sup>13</sup> <b>145</b>	<b>6</b>
		<sup>11</sup>	<b>5</b>
		<sup>9</sup> <b>94</b>	<b>4</b>
		<sup>7</sup> <b>428</b>	<b>3</b>
		<sup>5</sup> <b>454</b>	<b>2</b>
		<sup>3</sup> <b>234</b>	<b>1</b>
		<sup>1</sup>	
<sup>22</sup> <b>95</b>			
<sup>20</sup> <b>235</b>			
<sup>18</sup> <b>245</b>			
<sup>16</sup> <b>405</b>			
<sup>14</sup> <b>485</b>			
<sup>12</sup> <b>35</b>			
<sup>10</sup>			
<sup>8</sup> <b>84</b>			
<sup>6</sup> <b>704</b>			
<sup>4</sup> <b>414</b>			
<sup>2</sup>			

POLE POSITION





# NM Runde Rudskogen

GT4 - GT5

Rudskogen 3,217 Km

Final 2

12.08.2018 11:45

Race (7 Laps) started at 12:28:22

Pos	No.	Name	Entrant	Make	Nat-Club	Total Tm	Laps	Diff	Best Tm	Ø km/h
1	84	<b>Alf Marius Loe Sandberg</b>	Sandberg Motorsport	Toyota Altezza	NOR-NMK Solør	11:24.886	<b>7</b>		1:35.051	118,368
2	428	<b>Simen Tvete</b>		Renault Clio	NOR-KNA Varna	11:29.760	<b>7</b>	4.874	1:36.071	117,531
3	454	<b>Tom Heitmann</b>		Audi A5 TDI	NOR-NMK Sandefjord	11:33.064	<b>7</b>	8.178	1:37.549	116,971
4	414	<b>Arild Søvold</b>	V&S Racing	Volvo S40	NOR-KNA Haugaland	12:13.581	<b>7</b>	48.695	1:40.776	110,510
5	485	<b>Erik Halvorsen</b>		Volvo S40	NOR-NMK Kongsberg	12:28.239	<b>7</b>	1:03.353	1:44.923	108,346
6	995	<b>Herbjørn Haug</b>	Herbjørn Haug Motorsport	Chrysler Neon	NOR-KNA Solør Motors	12:34.096	<b>7</b>	1:09.210	1:46.212	107,504
7	15	<b>Heidi Frydenhaug</b>	HF Racing	BMW 325Ti E36	NOR-NMK Solør	12:34.624	<b>7</b>	1:09.738	1:43.946	107,429
8	125	<b>Trond Brekke</b>		Ford Fiesta ST	Amcar	12:34.642	<b>7</b>	1:09.756	1:45.603	107,426
9	405	<b>Thomas Hårajuvet</b>	Marshall Motorsport	Ford Fiesta ST	NOR-NMK Bergen	12:37.175	<b>7</b>	1:12.289	1:44.122	107,067
10	35	<b>Roar A. Bergerud</b>		Peugeot 206 GTI	NOR-NMK Aurskog-Hø	12:40.740	<b>7</b>	1:15.854	1:45.394	106,565
11	135	<b>Nilstore Brekke</b>		Chrysler Neon	NMK Vest-Telemark	12:49.260	<b>7</b>	1:24.374	1:48.132	105,385
12	245	<b>William Skramrud-Thire</b>	WT Motorsport	Honda CRX	NOR-NMK Follo	12:49.460	<b>7</b>	1:24.574	1:46.175	105,358
13	155	<b>Kjetil Davidsen</b>		Peugeot 206 GTI	NOR-NMK Aremark	12:54.539	<b>7</b>	1:29.653	1:48.939	104,667
14	235	<b>Truls Skramrud-Thire</b>	WT Motorsport	Peugeot 206 GTI	NOR-NMK Follo	13:01.962	<b>7</b>	1:37.076	1:48.560	103,673
15	94	<b>Lars Martin Mehammer</b>	Dag Mehammer	Honda Civic	NOR-NMK Sandefjord	13:07.631	<b>7</b>	1:42.745	1:49.658	102,927

Not classified (80% = 5 Laps)

DNF	95	<b>Helene Kristiansen</b>	Mia Kristiansen	Peugeot 206 GTI	NOR-NMK Hamar	3:56.099	<b>2</b>	DNF	1:50.766	98,105
DNF	234	<b>Vegard H Svendby</b>		Toyota Altezza	NOR-NMK Solør	2:09.461	<b>1</b>	DNF	2:09.461	89,457
DNS	704	<b>Aksel Erik Busch</b>		Chrysler Neon	NOR-KNA Oslo & Omeg			DNS		-
DNS	145	<b>Gunnar Fadum</b>		Peugeot 206 GTI	NOR-NMK Aremark			DNS		-
DNS	165	<b>Haakon Thomte</b>		VW Golf GTI	NOR-Krabyskogen MSP			DNS		-

## Announcements

These results are provisional until the conclusion of any judicial and technical matters!

Weather: cloudy 14 degrees dry track

No. 35 warning board / unfair driving

Margin of Victory	Ø km/h	Best Lap Tm	km/h	Best Lap by
4.874	118,368	1:35.051	121,842	84 - Alf Marius Loe Sandberg

Official Timing [www.mwraceconsulting.com](http://www.mwraceconsulting.com)

Orbits

Timekeeping Victor Rosén:

Clerk of the course Mikael Carlsson:

Steward Thomas Michelsen:

Secretary of the meeting Tone Larsen:

Printed: 12.08.2018 12:42:15

# NM Runde Rudskogen

GT4 - GT5

Rudskogen 3,217 Km

Final 2

12.08.2018 11:45

Race (7 Laps) started at 12:28:22

Pos	No.	Name	Entrant	Make	Nat-Club	Total Tm	Laps	Diff	Best Tm	Ø km/h
Norsk GT4										
1	84	<b>Alf Marius Loe Sandberg</b>	Sandberg Motorsport	Toyota Altezza	NOR-NMK Solør	11:24.886	<b>7</b>		1:35.051	118,368
2	428	<b>Simen Tvette</b>		Renault Clio	NOR-KNA Varna	11:29.760	<b>7</b>	4.874	1:36.071	117,531
3	454	<b>Tom Heitmann</b>		Audi A5 TDI	NOR-NMK Sandefjord	11:33.064	<b>7</b>	8.178	1:37.549	116,971
4	414	<b>Arild Søvold</b>	V&S Racing	Volvo S40	NOR-KNA Haugaland	12:13.581	<b>7</b>	48.695	1:40.776	110,510
5	94	<b>Lars Martin Mehammer</b>	Dag Mehammer	Honda Civic	NOR-NMK Sandefjord	13:07.631	<b>7</b>	1:42.745	1:49.658	102,927
Not classified (80% = 5 Laps)										
DNF	234	<b>Vegard H Svendby</b>		Toyota Altezza	NOR-NMK Solør	2:09.461	<b>1</b>	DNF	2:09.461	89,457
DNS	704	<b>Aksel Erik Busch</b>		Chrysler Neon	NOR-KNA Oslo & Omeg			DNF		-
Norsk GT5										
1	485	<b>Erik Halvorsen</b>		Volvo S40	NOR-NMK Kongsberg	12:28.239	<b>7</b>		1:44.923	108,346
2	995	<b>Herbjørn Haug</b>	Herbjørn Haug Motorsport	Chrysler Neon	NOR-KNA Solør Motors	12:34.096	<b>7</b>	5.857	1:46.212	107,504
3	15	<b>Heidi Frydenhaug</b>	HF Racing	BMW 325Ti E36	NOR-NMK Solør	12:34.624	<b>7</b>	6.385	1:43.946	107,429
4	125	<b>Trond Brekke</b>		Ford Fiesta ST	Amcar	12:34.642	<b>7</b>	6.403	1:45.603	107,426
5	405	<b>Thomas Hårajuvet</b>	Marshall Motorsport	Ford Fiesta ST	NOR-NMK Bergen	12:37.175	<b>7</b>	8.936	1:44.122	107,067
6	35	<b>Roar A. Bergerud</b>		Peugeot 206 GTI	NOR-NMK Aurskog-Hø	12:40.740	<b>7</b>	12.501	1:45.394	106,565
7	135	<b>Nilstore Brekke</b>		Chrysler Neon	NMK Vest-Telemark	12:49.260	<b>7</b>	21.021	1:48.132	105,385
8	245	<b>William Skramrud-Thire</b>	WT Motorsport	Honda CRX	NOR-NMK Follo	12:49.460	<b>7</b>	21.221	1:46.175	105,358
9	155	<b>Kjetil Davidsen</b>		Peugeot 206 GTI	NOR-NMK Aremark	12:54.539	<b>7</b>	26.300	1:48.939	104,667
10	235	<b>Truls Skramrud-Thire</b>	WT Motorsport	Peugeot 206 GTI	NOR-NMK Follo	13:01.962	<b>7</b>	33.723	1:48.560	103,673
Not classified (80% = 5 Laps)										
DNF	95	<b>Helene Kristiansen</b>	Mia Kristiansen	Peugeot 206 GTI	NOR-NMK Hamar	3:56.099	<b>2</b>	DNF	1:50.766	98,105
DNS	145	<b>Gunnar Fadum</b>		Peugeot 206 GTI	NOR-NMK Aremark			DNF		-
DNS	165	<b>Haakon Thomte</b>		VW Golf GTI	NOR-Krabyskogen MSP			DNF		-

## Announcements

These results are provisional until the conclusion of any judicial and technical matters!

Weather: cloudy 14 degrees dry track

No. 35 warning board / unfair driving

Margin of Victory	Ø km/h	Best Lap Tm	km/h	Best Lap by
4.874	118,368	1:35.051	121,842	84 - Alf Marius Loe Sandberg

Official Timing [www.mwraceconsulting.com](http://www.mwraceconsulting.com)

Orbits

Timekeeping Victor Rosén:

Clerk of the course Mikael Carlsson:

Steward Thomas Michelsen:

Secretary of the meeting Tone Larsen:

L

# NM Runde Rudskogen

GT4 - GT5

Rudskogen 3,217 Km

Final 2

12.08.2018 11:45

Race (7 Laps) started at 12:28:22

Lap	Lap Tm	Diff	Time of Day
<b>(84) Alf Marius Loe Sandberg</b>			
1	1:42.846	+7.795	12:30:07.027
2	1:37.330	+2.279	12:31:44.357
3	1:38.003	+2.952	12:33:22.360
4	1:36.895	+1.844	12:34:59.255
5	1:36.709	+1.658	12:36:35.964
6	1:36.163	+1.112	12:38:12.127
7	1:35.051		12:39:47.178
<b>(428) Simen Tvette</b>			
1	1:44.325	+8.254	12:30:08.138
2	1:37.447	+1.376	12:31:45.585
3	1:38.194	+2.123	12:33:23.779
4	1:38.024	+1.953	12:35:01.803
5	1:37.840	+1.769	12:36:39.643
6	1:36.071		12:38:15.714
7	1:36.338	+0.267	12:39:52.052
<b>(454) Tom Heitmann</b>			
1	1:43.763	+6.214	12:30:06.858
2	1:38.295	+0.746	12:31:45.153
3	1:38.238	+0.689	12:33:23.391
4	1:38.108	+0.559	12:35:01.499
5	1:37.549		12:36:39.048
6	1:38.269	+0.720	12:38:17.317
7	1:38.039	+0.490	12:39:55.356
<b>(414) Arild Søveld</b>			
1	2:04.856	+24.080	12:30:27.309
2	1:41.928	+1.152	12:32:09.237
3	1:42.362	+1.586	12:33:51.599
4	1:41.287	+0.511	12:35:32.886
5	1:40.776		12:37:13.662
6	1:41.072	+0.296	12:38:54.734
7	1:41.139	+0.363	12:40:35.873
<b>(485) Erik Halvorsen</b>			
1	1:49.815	+4.892	12:30:16.166
2	1:46.082	+1.159	12:32:02.248
3	1:44.923		12:33:47.171
4	1:45.983	+1.060	12:35:33.154
5	1:45.106	+0.183	12:37:18.260
6	1:45.868	+0.945	12:39:04.128
7	1:46.403	+1.480	12:40:50.531
<b>(995) Herbjørn Haug</b>			
1	1:49.726	+3.514	12:30:15.924
2	1:47.374	+1.162	12:32:03.298
3	1:46.212		12:33:49.510
4	1:47.066	+0.854	12:35:36.576
5	1:46.438	+0.226	12:37:23.014
6	1:46.311	+0.099	12:39:09.325
7	1:47.063	+0.851	12:40:56.388
<b>(15) Heidi Frydenhaug</b>			
1	2:01.971	+18.025	12:30:28.449
2	1:45.359	+1.413	12:32:13.808
3	1:45.515	+1.569	12:33:59.323
4	1:45.300	+1.354	12:35:44.623
5	1:44.196	+0.250	12:37:28.819
6	1:43.946		12:39:12.765
7	1:44.151	+0.205	12:40:56.916
<b>(125) Trond Brekke</b>			
1	1:50.774	+5.171	12:30:19.332

Lap	Lap Tm	Diff	Time of Day
2	1:45.603		12:32:04.935
3	1:45.632	+0.029	12:33:50.567
4	1:46.514	+0.911	12:35:37.081
5	1:46.631	+1.028	12:37:23.712
6	1:46.145	+0.542	12:39:09.857
7	1:47.077	+1.474	12:40:56.934
<b>(405) Thomas Hårarjuvet</b>			
1	1:59.151	+15.029	12:30:27.709
2	1:45.638	+1.516	12:32:13.347
3	1:46.274	+2.152	12:33:59.621
4	1:46.229	+2.107	12:35:45.850
5	1:44.927	+0.805	12:37:30.777
6	1:44.122		12:39:14.899
7	1:44.568	+0.446	12:40:59.467
<b>(35) Roar A. Bergerud</b>			
1	1:53.974	+8.580	12:30:19.754
2	1:47.797	+2.403	12:32:07.551
3	1:48.467	+3.073	12:33:56.018
4	1:49.286	+3.892	12:35:45.304
5	1:45.394		12:37:30.698
6	1:46.040	+0.646	12:39:16.738
7	1:46.294	+0.900	12:41:03.032
<b>(135) Nilstore Brekke</b>			
1	1:50.911	+2.779	12:30:18.030
2	1:49.307	+1.175	12:32:07.337
3	1:48.132		12:33:55.469
4	1:50.408	+2.276	12:35:45.877
5	1:48.534	+0.402	12:37:34.411
6	1:48.481	+0.349	12:39:22.892
7	1:48.660	+0.528	12:41:11.552
<b>(245) William Skramrud-Thire</b>			
1	1:55.111	+8.936	12:30:22.551
2	1:47.983	+1.808	12:32:10.534
3	1:48.857	+2.682	12:33:59.391
4	1:50.042	+3.867	12:35:49.433
5	1:49.191	+3.016	12:37:38.624
6	1:46.953	+0.778	12:39:25.577
7	1:46.175		12:41:11.752
<b>(155) Kjetil Davidsen</b>			
1	1:53.302	+4.363	12:30:20.956
2	1:49.350	+0.411	12:32:10.306
3	1:48.939		12:33:59.245
4	1:50.010	+1.071	12:35:49.255
5	1:49.072	+0.133	12:37:38.327
6	1:49.173	+0.234	12:39:27.500
7	1:49.331	+0.392	12:41:16.831
<b>(235) Truls Skramrud-Thire</b>			
1	1:55.072	+6.512	12:30:22.843
2	1:48.856	+0.296	12:32:11.699
3	1:49.568	+1.008	12:34:01.267
4	1:48.560		12:35:49.827
5	1:48.591	+0.031	12:37:38.418
6	1:54.279	+5.719	12:39:32.697
7	1:51.557	+2.997	12:41:24.254
<b>(94) Lars Martin Mehammer</b>			
1	1:57.759	+8.101	12:30:22.574
2	1:54.089	+4.431	12:32:16.663
3	1:50.588	+0.930	12:34:07.251
4	1:51.959	+2.301	12:35:59.210

Lap	Lap Tm	Diff	Time of Day
5	1:50.719	+1.061	12:37:49.929
6	1:50.336	+0.678	12:39:40.265
7	1:49.658		12:41:29.923
<b>(95) Helene Kristiansen</b>			
1	1:59.271	+8.505	12:30:27.625
2	1:50.766		12:32:18.391
<b>(234) Vegard H Svendby</b>			
1	2:09.461		12:30:31.753

**NM Runde Rudskogen**

GT4 - GT5

Rudskogen 3,217 Km


Final 3

12.08.2018 16:45

Race (9 Laps)

		<b>165</b>	<b>12</b>
		23	
	<b>145</b>	<b>95</b>	<b>11</b>
	22	21	
	<b>235</b>	<b>155</b>	<b>10</b>
	20	19	
	<b>245</b>	<b>135</b>	<b>9</b>
	18	17	
	<b>485</b>	<b>995</b>	<b>8</b>
	16	15	
	<b>15</b>	<b>125</b>	<b>7</b>
	14	13	
	<b>405</b>	<b>35</b>	<b>6</b>
	12	11	
	10	9	<b>5</b>
		<b>704</b>	<b>4</b>
	8	7	
	<b>84</b>	<b>428</b>	<b>3</b>
	6	5	
	<b>454</b>	<b>414</b>	<b>2</b>
	4	3	
	<b>94</b>	<b>234</b>	<b>1</b>
	2	1	

POLE POSITION



# NM Runde Rudskogen

GT4 - GT5

Rudskogen 3,217 Km

Final 3

12.08.2018 16:45

Race (8 Laps) started at 17:26:40

Pos	No.	Name	Entrant	Make	Nat-Club	Total Tm	Laps	Diff	Best Tm	Ø km/h
1	84	<b>Alf Marius Loe Sandberg</b>	Sandberg Motorsport	Toyota Altezza	NOR-NMK Solør	12:52.318	<b>8</b>		1:34.347	119,963
2	454	<b>Tom Heitmann</b>		Audi A5 TDI	NOR-NMK Sandefjord	13:13.957	<b>8</b>	21.639	1:38.093	116,693
3	234	<b>Vegard H Svendby</b>		Toyota Altezza	NOR-NMK Solør	13:45.830	<b>8</b>	53.512	1:41.587	112,190
4	405	<b>Thomas Hårajuvet</b>	Marshall Motorsport	Ford Fiesta ST	NOR-NMK Bergen	14:01.862	<b>8</b>	1:09.544	1:43.934	110,053
5	15	<b>Heidi Frydenhaug</b>	HF Racing	BMW 325Ti E36	NOR-NMK Solør	14:08.504	<b>8</b>	1:16.186	1:45.072	109,192
6	125	<b>Trond Brekke</b>		Ford Fiesta ST	Amcar	14:20.647	<b>8</b>	1:28.329	1:46.007	107,651
7	245	<b>William Skramrud-Thire</b>	WT Motorsport	Honda CRX	NOR-NMK Follo	14:26.788	<b>8</b>	1:34.470	1:46.270	106,888
8	35	<b>Roar A. Bergerud</b>		Peugeot 206 GTI	NOR-NMK Aurskog-Højl	14:34.711	<b>8</b>	1:42.393	1:46.816	105,920
9	155	<b>Kjetil Davidsen</b>		Peugeot 206 GTI	NOR-NMK Aremark	12:56.679	<b>7</b>	1 Lap	1:49.382	104,378
10	135	<b>Nilstore Brekke</b>		Chrysler Neon	NMK Vest-Telemark	12:56.762	<b>7</b>	1 Lap	1:48.773	104,367
11	235	<b>Truls Skramrud-Thire</b>	WT Motorsport	Peugeot 206 GTI	NOR-NMK Follo	12:58.590	<b>7</b>	1 Lap	1:47.983	104,122
12	94	<b>Lars Martin Mehammer</b>	Dag Mehammer	Honda Civic	NOR-NMK Sandefjord	13:05.134	<b>7</b>	1 Lap	1:49.532	103,254
13	428	<b>Simen Tvete</b>		Renault Clio	NOR-KNA Varna	10:11.850	<b>6</b>	2 Laps	1:36.599	113,569

Not classified (80% = 6 Laps)

DNF	995	<b>Herbjørn Haug</b>	Herbjørn Haug Motorsport	Chrysler Neon	NOR-KNA Solør Motors	2:23.035	<b>1</b>	DNF		80,968
DNF	485	<b>Erik Halvorsen</b>		Volvo S40	NOR-NMK Kongsberg	2:37.191	<b>1</b>	DNF		73,676
DNS	414	<b>Arild Søvold</b>	V&S Racing	Volvo S40	NOR-KNA Haugaland			DNS		-
DNS	704	<b>Aksel Erik Busch</b>		Chrysler Neon	NOR-KNA Oslo & Omeç			DNS		-
DNS	95	<b>Helene Kristiansen</b>	Mia Kristiansen	Peugeot 206 GTI	NOR-NMK Hamar			DNS		-
DNS	145	<b>Gunnar Fadum</b>		Peugeot 206 GTI	NOR-NMK Aremark			DNS		-
DNS	165	<b>Haakon Thomte</b>		VW Golf GTI	NOR-Krabyskogen MSP			DNS		-

## Announcements

These results are provisional until the conclusion of any judicial and technical matters!

Weather: cloudy 17 degrees dry track

Margin of Victory	Ø km/h	Best Lap Tm	km/h	Best Lap by
21.639	119,963	1:34.347	122,751	84 - Alf Marius Loe Sandberg

Official Timing [www.mwraceconsulting.com](http://www.mwraceconsulting.com)

Orbits

Timekeeping Victor Rosén:

Clerk of the course Mikael Carlsson:

Steward Thomas Michelsen:

Secretary of the meeting Tone Larsen:

Printed: 12.08.2018 17:42:06

L

# NM Runde Rudskogen

GT4 - GT5

Rudskogen 3,217 Km

Final 3

12.08.2018 16:45

Race (8 Laps) started at 17:26:40

Pos	No.	Name	Entrant	Make	Nat-Club	Total Tm	Laps	Diff	Best Tm	Ø km/h
Norsk GT4										
1	84	<b>Alf Marius Loe Sandberg</b>	Sandberg Motorsport	Toyota Altezza	NOR-NMK Solør	12:52.318	<b>8</b>		1:34.347	119,963
2	454	<b>Tom Heitmann</b>		Audi A5 TDI	NOR-NMK Sandefjord	13:13.957	<b>8</b>	21.639	1:38.093	116,693
3	234	<b>Vegard H Svendby</b>		Toyota Altezza	NOR-NMK Solør	13:45.830	<b>8</b>	53.512	1:41.587	112,190
4	94	<b>Lars Martin Mehammer</b>	Dag Mehammer	Honda Civic	NOR-NMK Sandefjord	13:05.134	<b>7</b>	1 Lap	1:49.532	103,254
5	428	<b>Simen Tvette</b>		Renault Clio	NOR-KNA Varna	10:11.850	<b>6</b>	2 Laps	1:36.599	113,569
Not classified (80% = 6 Laps)										
DNS	414	<b>Arild Søvdal</b>	V&S Racing	Volvo S40	NOR-KNA Haugaland				DNS	-
DNS	704	<b>Aksel Erik Busch</b>		Chrysler Neon	NOR-KNA Oslo & Omeç				DNS	-
Norsk GT5										
1	405	<b>Thomas Hårajuvet</b>	Marshall Motorsport	Ford Fiesta ST	NOR-NMK Bergen	14:01.862	<b>8</b>		1:43.934	110,053
2	15	<b>Heidi Frydenhaug</b>	HF Racing	BMW 325Ti E36	NOR-NMK Solør	14:08.504	<b>8</b>	6.642	1:45.072	109,192
3	125	<b>Trond Brekke</b>		Ford Fiesta ST	Amcar	14:20.647	<b>8</b>	18.785	1:46.007	107,651
4	245	<b>William Skramrud-Thire</b>	WT Motorsport	Honda CRX	NOR-NMK Follo	14:26.788	<b>8</b>	24.926	1:46.270	106,888
5	35	<b>Roar A. Bergerud</b>		Peugeot 206 GTI	NOR-NMK Aurskog-Høel	14:34.711	<b>8</b>	32.849	1:46.816	105,920
6	155	<b>Kjetil Davidsen</b>		Peugeot 206 GTI	NOR-NMK Aremark	12:56.679	<b>7</b>	1 Lap	1:49.382	104,378
7	135	<b>Nilstore Brekke</b>		Chrysler Neon	NMK Vest-Telemark	12:56.762	<b>7</b>	1 Lap	1:48.773	104,367
8	235	<b>Truls Skramrud-Thire</b>	WT Motorsport	Peugeot 206 GTI	NOR-NMK Follo	12:58.590	<b>7</b>	1 Lap	1:47.983	104,122
Not classified (80% = 6 Laps)										
DNF	995	<b>Herbjørn Haug</b>	Herbjørn Haug Motorsport	Chrysler Neon	NOR-KNA Solør Motors	2:23.035	<b>1</b>		DNF	80,968
DNF	485	<b>Erik Halvorsen</b>		Volvo S40	NOR-NMK Kongsberg	2:37.191	<b>1</b>		DNF	73,676
DNS	95	<b>Helene Kristiansen</b>	Mia Kristiansen	Peugeot 206 GTI	NOR-NMK Hamar				DNS	-
DNS	145	<b>Gunnar Fadum</b>		Peugeot 206 GTI	NOR-NMK Aremark				DNS	-
DNS	165	<b>Haakon Thomte</b>		VW Golf GTI	NOR-Krabyskogen MSP				DNS	-

## Announcements

These results are provisional until the conclusion of any judicial and technical matters!


Weather: cloudy 17 degrees dry track

Margin of Victory	Ø km/h	Best Lap Tm	km/h	Best Lap by
21.639	119,963	1:34.347	122,751	84 - Alf Marius Loe Sandberg

Official Timing [www.mwraceconsulting.com](http://www.mwraceconsulting.com)

Orbits

Timekeeping Victor Rosén:



Clerk of the course Mikael Carlsson:

Steward Thomas Michelsen:

Secretary of the meeting Tone Larsen:

L

# NM Runde Rudskogen

GT4 - GT5

Rudskogen 3,217 Km

Final 3

12.08.2018 16:45

Race (8 Laps) started at 17:26:40

Lap	Lap Tm	Diff	Time of Day
<b>(84) Alf Marius Loe Sandberg</b>			
1	1:41.266	+6.919	17:28:23.230
2	1:38.110	+3.763	17:30:01.340
3	1:35.498	+1.151	17:31:36.838
4	1:34.823	+0.476	17:33:11.661
5	1:34.753	+0.406	17:34:46.414
6	1:34.825	+0.478	17:36:21.239
7	1:34.347		17:37:55.586
8	1:37.136	+2.789	17:39:32.722
<b>(454) Tom Heitmann</b>			
1	1:41.794	+3.701	17:28:22.852
2	1:38.324	+0.231	17:30:01.176
3	1:39.273	+1.180	17:31:40.449
4	1:38.673	+0.580	17:33:19.122
5	1:38.093		17:34:57.215
6	1:38.835	+0.742	17:36:36.050
7	1:39.033	+0.940	17:38:15.083
8	1:39.278	+1.185	17:39:54.361
<b>(234) Vegard H Svendby</b>			
1	1:48.382	+6.795	17:28:28.786
2	1:43.115	+1.528	17:30:11.901
3	1:42.194	+0.607	17:31:54.095
4	1:42.746	+1.159	17:33:36.841
5	1:42.936	+1.349	17:35:19.777
6	1:42.713	+1.126	17:37:02.490
7	1:42.157	+0.570	17:38:44.647
8	1:41.587		17:40:26.234
<b>(405) Thomas Håråjuvet</b>			
1	1:47.020	+3.086	17:28:29.972
2	1:43.934		17:30:13.906
3	1:44.375	+0.441	17:31:58.281
4	1:44.542	+0.608	17:33:42.823
5	1:44.599	+0.665	17:35:27.422
6	1:44.102	+0.168	17:37:11.524
7	1:45.079	+1.145	17:38:56.603
8	1:45.663	+1.729	17:40:42.266
<b>(15) Heidi Frydenhaug</b>			
1	1:48.581	+3.509	17:28:31.752
2	1:45.072		17:30:16.824
3	1:45.489	+0.417	17:32:02.313
4	1:45.104	+0.032	17:33:47.417
5	1:45.138	+0.066	17:35:32.555
6	1:45.444	+0.372	17:37:17.999
7	1:45.179	+0.107	17:39:03.178
8	1:45.730	+0.658	17:40:48.908
<b>(125) Trond Brekke</b>			
1	1:49.781	+3.774	17:28:32.979
2	1:46.007		17:30:18.986
3	1:46.743	+0.736	17:32:05.729
4	1:46.655	+0.648	17:33:52.384
5	1:46.880	+0.873	17:35:39.264
6	1:47.337	+1.330	17:37:26.601
7	1:47.587	+1.580	17:39:14.188
8	1:46.863	+0.856	17:41:01.051
<b>(245) William Skramrud-Thire</b>			
1	1:50.441	+4.171	17:28:34.576
2	1:48.414	+2.144	17:30:22.990
3	1:48.423	+2.153	17:32:11.413
4	1:47.397	+1.127	17:33:58.810

Lap	Lap Tm	Diff	Time of Day
5	1:47.297	+1.027	17:35:46.107
6	1:48.021	+1.751	17:37:34.128
7	1:46.270		17:39:20.398
8	1:46.794	+0.524	17:41:07.192
<b>(35) Roar A. Bergerud</b>			
1	1:55.527	+8.711	17:28:38.541
2	1:49.513	+2.697	17:30:28.054
3	1:48.856	+2.040	17:32:16.910
4	1:48.559	+1.743	17:34:05.469
5	1:46.987	+0.171	17:35:52.456
6	1:46.816		17:37:39.272
7	1:47.035	+0.219	17:39:26.307
8	1:48.808	+1.992	17:41:15.115
<b>(155) Kjetil Davidsen</b>			
1	1:53.127	+3.745	17:28:37.363
2	1:49.382		17:30:26.745
3	1:49.491	+0.109	17:32:16.236
4	1:49.389	+0.007	17:34:05.625
5	1:51.444	+2.062	17:35:57.069
6	1:49.484	+0.102	17:37:46.553
7	1:50.530	+1.148	17:39:37.083
<b>(135) Nilstore Brekke</b>			
1	1:53.659	+4.886	17:28:37.585
2	1:50.347	+1.574	17:30:27.932
3	1:51.837	+3.064	17:32:19.769
4	1:48.773		17:34:08.542
5	1:49.248	+0.475	17:35:57.790
6	1:49.251	+0.478	17:37:47.041
7	1:50.125	+1.352	17:39:37.166
<b>(235) Truls Skramrud-Thire</b>			
1	1:53.535	+5.552	17:28:38.176
2	1:49.084	+1.101	17:30:27.260
3	1:49.397	+1.414	17:32:16.657
4	1:55.765	+7.782	17:34:12.422
5	1:49.150	+1.167	17:36:01.572
6	1:47.983		17:37:49.555
7	1:49.439	+1.456	17:39:38.994
<b>(94) Lars Martin Mehammer</b>			
1	1:56.432	+6.900	17:28:36.929
2	1:49.532		17:30:26.461
3	1:52.805	+3.273	17:32:19.266
4	1:52.914	+3.382	17:34:12.180
5	1:52.013	+2.481	17:36:04.193
6	1:50.187	+0.655	17:37:54.380
7	1:51.158	+1.626	17:39:45.538
<b>(428) Simen Tvete</b>			
1	1:42.481	+5.882	17:28:23.916
2	1:37.839	+1.240	17:30:01.755
3	1:38.095	+1.496	17:31:39.850
4	1:36.599		17:33:16.449
5	1:38.685	+2.086	17:34:55.134
p6	1:57.120	+20.521	17:36:52.254
<b>(995) Herbjørn Haug</b>			
p1	2:19.822	3:58:34.953	17:29:03.439
<b>(485) Erik Halvorsen</b>			
p1	2:34.063	3:58:20.712	17:29:17.595