

NM Runde Rudskogen

GT+ GT1 GT2 GT3 PCN R+S

Rudskogen 3,217 Km

Qualifying

11.08.2018 09:20

Qualifying (15:00 Time) started at 9:19:45

Pos	No.	Name	Entrant	Make	Nat-Club	Laps	Best Tm	Diff	In Lap	2nd Best
1	100	Joakim Ottersen	Ottersen Racing	Opel Vectra DTM	NOR-KNA Oslo & Ome	4	1:21.787		2	1:25.128
2	510	Kai Roger Bakken	Team KRB Trading/Maxulin Mot	Lotus Esprit	NOR-NMK Solør	5	1:23.948	2.161	4	1:24.615
3	40	Fredrik Sörлие				9	1:24.586	2.799	8	1:25.278
4	30	Trond Garberg		Lamborghini Hur	NOR-NMK Orkla	9	1:26.528	4.741	2	1:26.667
5	60	Alfred Bakken		Lamborghini Hur	NOR-NMK Solør	9	1:27.318	5.531	2	1:27.741
6	343	Olav Rygge		Audi TT RS	NOR-KNA Indre Ytre Ø	5	1:28.148	6.361	3	1:30.655
7	31	Dagfinn Larsen		Ginetta G50	NOR-NSK	7	1:28.514	6.727	2	1:28.585
8	112	Frode Alhaug	frode alhaug	Chevrolet Corvett	NOR-KNA Vålerbanen	5	1:29.033	7.246	2	1:31.134
9	33	Kim Esbjerg	Esbjerg Racing Team	BMW 320i E36 S1	NOR-KNA Indre og Ytr	7	1:30.311	8.524	3	1:30.398
10	6	Hallgeir Lie		Porsche 997 Cup	NOR-PCN	7	1:31.261	9.474	2	1:31.882
11	123	Per Støldal	Fresh Mote AS	Audi TT RS	NOR-NMK Sandefjord	4	1:31.313	9.526	3	1:34.777
12	443	Thomas Nielsen		Audi TTS	NOR-Oslo Motorsport	6	1:31.552	9.765	4	1:31.646
13	102	Jørgen Skaug		Chevrolet Corvett	NOR-AMCAR	4	1:31.601	9.814	2	1:34.159
14	73	Frode Kvernød	Team Porsche Racing Trøndelag	Porsche 993 RSR	NOR-PCNR	7	1:31.761	9.974	6	1:32.499
15	67	Espen Andersen	Øyer Auto Motosport	Porsche 996 Cup	NOR-PCN	9	1:32.013	10.226	8	1:32.482
16	140	Robert Sletten		BMW M3 E36	NOR-NMK Solør	5	1:32.183	10.396	2	1:32.206
17	63	Richard Green	Green Racing	Porsche 996 Cup	AUS-PCN	7	1:32.198	10.411	2	1:32.238
18	772	Tore Smerud	Norena Racing	Porsche 997 Cup	NOR-PCN	7	1:32.335	10.548	6	1:33.356
19	333	Inge Gulbrandsen		BMW M3 E36	NOR-KNA Eiker	8	1:34.430	12.643	5	1:34.725
20	70	Rolf Arild Klypen		Ford Sierra Cosw	NOR-	7	1:36.230	14.443	2	1:36.257
21	92	Kurt Støltun	Scuderia nord	Ferrari 360 Challe	NOR-NSK	8	1:41.221	19.434	4	1:43.152
22	32	Erik Olsen	Porsche Racing Trøndelag	Porsche 911 Carr	NOR-KNA Midt-Norge	4	1:42.314	20.527	1	1:45.753
23	963	Per Øyvind Seeberg	Albert Motorsport	Porsche 996 GT2	NOR-PCN	2	1:44.938	23.151	1	
24	55	Arne Ørberg		Porsche 944 Turb	NOR-Porsche Club Nor	7	1:51.773	29.986	5	1:53.039
25	23	Lasse Eidsvold		Porsche 964	NOR-PCNR	5	1:54.681	32.894	4	1:55.086
26	943	Jo Erland Ørpen		Porsche 944 Turb	NOR-NMK Modum & Si	2	1:59.181	37.394	1	

NM Runde Rudskogen

GT+ GT1 GT2 GT3 PCN R+S

Rudskogen 3,217 Km

Qualifying

11.08.2018 09:20

Qualifying (15:00 Time) started at 9:19:45

Lap	Lap Tm	Diff	Time of Day
(100) Joakim Ottersen			
1	1:25.128	+3.341	9:23:07.086
2	1:21.787		9:24:28.873
p3	1:37.189	+15.402	9:26:06.062
p4	3:45.246	+2:23.459	9:29:51.308
(510) Kai Roger Bakken			
1	1:26.512	+2.564	9:26:55.950
2	1:24.615	+0.667	9:28:20.565
3	1:30.033	+6.085	9:29:50.598
4	1:23.948		9:31:14.546
p5	1:45.052	+21.104	9:32:59.598
(40) Fredrik Sörle			
1	1:26.097	+1.511	9:23:08.612
2	1:25.278	+0.692	9:24:33.890
3	1:47.953	+23.367	9:26:21.843
4	1:31.974	+7.388	9:27:53.817
5	1:39.112	+14.526	9:29:32.929
6	1:39.637	+15.051	9:31:12.566
7	1:26.895	+2.309	9:32:39.461
8	1:24.586		9:34:04.047
p9	2:00.037	+35.451	9:36:04.084
(30) Trond Garberg			
1	1:27.954	+1.426	9:23:16.226
2	1:26.528		9:24:42.754
3	1:28.278	+1.750	9:26:11.032
4	1:27.386	+0.858	9:27:38.418
5	1:26.667	+0.139	9:29:05.085
6	1:27.728	+1.200	9:30:32.813
7	1:28.153	+1.625	9:32:00.966
8	1:27.844	+1.316	9:33:28.810
9	1:27.296	+0.768	9:34:56.106
(60) Alfred Bakken			
1	1:28.687	+1.369	9:23:16.563
2	1:27.318		9:24:43.881
3	1:31.353	+4.035	9:26:15.234
4	1:27.741	+0.423	9:27:42.975
5	1:30.094	+2.776	9:29:13.069
6	1:29.100	+1.782	9:30:42.169
7	1:27.834	+0.516	9:32:10.003
8	1:31.515	+4.197	9:33:41.518
9	1:27.894	+0.576	9:35:09.412
(343) Olav Rygge			
1	1:31.934	+3.786	9:23:20.696
2	1:34.083	+5.935	9:24:54.779
3	1:28.148		9:26:22.927
4	1:30.655	+2.507	9:27:53.582
p5	1:52.642	+24.494	9:29:46.224
(31) Dagfinn Larsen			
1	1:41.931	+13.417	9:23:55.223
2	1:28.514		9:25:23.737
3	1:35.975	+7.461	9:26:59.712
4	1:28.961	+0.447	9:28:28.673
5	1:28.838	+0.324	9:29:57.511
6	1:28.585	+0.071	9:31:26.096
p7	2:17.361	+48.847	9:33:43.457
(112) Frode Alhaug			
1	1:33.696	+4.663	9:23:42.927
2	1:29.033		9:25:11.960

3	1:31.482	+2.449	9:26:43.442
4	1:31.134	+2.101	9:28:14.576
p5	1:57.026	+27.993	9:30:11.602
(33) Kim Esbjerg			
1	1:37.689	+7.378	9:23:26.834
2	1:36.707	+6.396	9:25:03.541
3	1:30.311		9:26:33.852
4	1:30.398	+0.087	9:28:04.250
5	1:55.070	+24.759	9:29:59.320
6	2:04.272	+33.961	9:32:03.592
p7	1:49.048	+18.737	9:33:52.640
(6) Hallgeir Lie			
1	1:34.903	+3.642	9:23:49.215
2	1:31.261		9:25:20.476
3	1:35.643	+4.382	9:26:56.119
4	1:42.764	+11.503	9:28:38.883
5	1:31.882	+0.621	9:30:10.765
6	1:33.239	+1.978	9:31:44.004
p7	2:32.319	+1:01.058	9:34:16.323
(123) Per Støldal			
1	1:37.214	+5.901	9:23:22.560
2	1:34.777	+3.464	9:24:57.337
3	1:31.313		9:26:28.650
p4	2:17.811	+46.498	9:28:46.461
(443) Thomas Nielsen			
1	1:33.152	+1.600	9:23:24.765
2	1:31.813	+0.261	9:24:56.578
3	1:31.646	+0.094	9:26:28.224
4	1:31.552		9:27:59.776
5	1:31.678	+0.126	9:29:31.454
p6	2:00.203	+28.651	9:31:31.657
(102) Jørgen Skaug			
1	1:34.837	+3.236	9:23:49.644
2	1:31.601		9:25:21.245
3	1:34.159	+2.558	9:26:55.404
p4	1:53.744	+22.143	9:28:49.148
(73) Frode Kvernrad			
1	1:36.314	+4.553	9:24:01.495
2	1:34.037	+2.276	9:25:35.532
p3	2:10.103	+38.342	9:27:45.635
4	3:50.623	+2:18.862	9:31:36.258
5	1:32.499	+0.738	9:33:08.757
6	1:31.761		9:34:40.518
p7	2:20.067	+48.306	9:37:00.585
(67) Espen Andersen			
1	1:35.800	+3.787	9:23:45.557
2	1:32.636	+0.623	9:25:18.193
3	1:33.102	+1.089	9:26:51.295
4	1:33.320	+1.307	9:28:24.615
5	1:34.653	+2.640	9:29:59.268
6	1:32.587	+0.574	9:31:31.855
7	1:32.482	+0.469	9:33:04.337
8	1:32.013		9:34:36.350
9	1:34.956	+2.943	9:36:11.306
(140) Robert Sletten			
1	1:32.206	+0.023	9:23:56.577
2	1:32.183		9:25:28.760
3	1:48.995	+16.812	9:27:17.755

4	1:45.768	+13.585	9:29:03.523
p5	1:56.669	+24.486	9:31:00.192
(63) Richard Green			
1	1:37.462	+5.264	9:23:47.507
2	1:32.198		9:25:19.705
3	1:35.660	+3.462	9:26:55.365
4	1:36.540	+4.342	9:28:31.905
5	1:32.238	+0.040	9:30:04.143
6	1:42.908	+10.710	9:31:47.051
p7	1:47.576	+15.378	9:33:34.627
(772) Tore Smerud			
1	1:36.380	+4.045	9:23:35.614
2	1:33.936	+1.601	9:25:09.550
3	1:33.356	+1.021	9:26:42.906
4	1:33.758	+1.423	9:28:16.664
5	1:34.180	+1.845	9:29:50.844
6	1:32.335		9:31:23.179
p7	2:05.378	+33.043	9:33:28.557
(333) Inge Gulbrandsen			
1	1:38.056	+3.626	9:24:00.544
2	1:34.836	+0.406	9:25:35.380
3	1:37.624	+3.194	9:27:13.004
4	1:34.978	+0.548	9:28:47.982
5	1:34.430		9:30:22.412
6	1:35.969	+1.539	9:31:58.381
7	1:35.710	+1.280	9:33:34.091
8	1:34.725	+0.295	9:35:08.816
(70) Rolf Arild Klypen			
1	1:40.928	+4.698	9:24:10.088
2	1:36.230		9:25:46.318
3	1:42.116	+5.886	9:27:28.434
4	1:36.257	+0.027	9:29:04.691
p5	2:00.683	+24.453	9:31:05.374
6	2:54.973	+1:18.743	9:34:00.347
7	1:48.422	+12.192	9:35:48.769
(92) Kurt Støltun			
1	1:44.981	+3.760	9:24:09.936
2	1:43.152	+1.931	9:25:53.088
3	1:44.957	+3.736	9:27:38.045
4	1:41.221		9:29:19.266
5	1:43.316	+2.095	9:31:02.582
6	1:44.363	+3.142	9:32:46.945
7	1:44.048	+2.827	9:34:30.993
8	1:53.864	+12.643	9:36:24.857
(32) Erik Olsen			
1	1:42.314		9:24:33.136
2	1:45.753	+3.439	9:26:18.889
p3	2:04.027	+21.713	9:28:22.916
p4	4:02.387	+2:20.073	9:32:25.303
(963) Per Øyvind Seeberg			
1	1:44.938		9:24:05.888
p2	1:58.976	+14.038	9:26:04.864
(55) Arne Ørberg			
1	1:53.757	+1.984	9:24:23.445
2	1:55.391	+3.618	9:26:18.836
3	1:54.140	+2.367	9:28:12.976
4	1:54.331	+2.558	9:30:07.307
5	1:51.773		9:31:59.080

NM Runde Rudskogen

Rudskogen 3,217 Km

GT+ GT1 GT2 GT3 PCN R+S

Qualifying

11.08.2018 09:20

Qualifying (15:00 Time) started at 9:19:45

Lap	Lap Tm	Diff	Time of Day
6	1:53.039	+1.266	9:33:52.119
p7	2:37.085	+45.312	9:36:29.204

(23) Lasse Eidsvold

Lap	Lap Tm	Diff	Time of Day
1	1:59.932	+5.251	9:25:07.904
2	1:57.307	+2.626	9:27:05.211
3	1:55.086	+0.405	9:29:00.297
4	1:54.681		9:30:54.978
p5	2:30.610	+35.929	9:33:25.588

(943) Jo Erland Ørpen

Lap	Lap Tm	Diff	Time of Day
1	1:59.181		9:25:07.808
p2	3:01.246	+1:02.065	9:28:09.054

Lap	Lap Tm	Diff	Time of Day
-----	--------	------	-------------

Lap	Lap Tm	Diff	Time of Day
-----	--------	------	-------------

NM Runde Rudskogen

GT+ GT1 GT2 GT3 PCN R+S

Rudskogen 3,217 Km


Final 1

11.08.2018 17:15

Race (9 Laps)

					943	12
				23	63	11
				21	123	10
				19	343	9
				17		8
				15	92	7
				13	112	6
				11		5
				9	70	4
				7	60	3
				5	40	2
				3	100	1
				1		

POLE POSITION



Victor Rosén

NM Runde Rudskogen

GT+ GT1 GT2 GT3 PCN R+S

Rudskogen 3,217 Km

Final 1

---New---

11.08.2018 17:45

Race (9 Laps) started at 17:46:02

Pos	No.	Name	Entrant	Make	Nat-Club	Total Tm	Laps	Diff	Best Tm	Ø km/h
1	510	Kai Roger Bakken	Team KRB Trading/Maxulin Mc	Lotus Esprit	NOR-NMK Solør	18:30.464	9		1:25.272	93,862
2	40	Fredrik Sörlie		Lamborghini Huracan	NOR-NMK Solør	18:32.449	9	1.985	1:25.780	93,695
3	100	Joakim Ottersen	Ottersen Racing	Opel Vectra DTM	NOR-KNA Oslo & Omeç	18:32.695	9	2.231	1:25.098	93,674
4	30	Trond Garberg		Lamborghini Huracan	NOR-NMK Orkla	18:41.531	9	11.067	1:28.491	92,936
5	60	Alfred Bakken		Lamborghini Huracan	NOR-NMK Solør	18:42.034	9	11.570	1:28.340	92,895
6	112	Frode Alhaug	frode alhaug	Chevrolet Corvette Z01	NOR-KNA Vålerbanen	18:48.370	9	17.906	1:29.146	92,373
7	102	Jørgen Skaug		Chevrolet Corvette Z01	NOR-AMCAR	18:51.618	9	21.154	1:30.304	92,108
8	343	Olav Rygge		Audi TT RS	NOR-KNA Indre Ytre Ø.	18:53.886	9	23.422	1:30.435	91,924
9	33	Kim Esbjug	Esbjug Racing Team	BMW 320i E36 ST	NOR-KNA Indre og Ytre	18:57.985	9	27.521	1:32.479	91,592
10	70	Rolf Arild Klypen		Ford Sierra Cosworth I	NOR-	19:02.783	9	32.319	1:33.610	91,208
11	333	Inge Gulbrandsen		BMW M3 E36	NOR-KNA Eiker	19:18.479	9	48.015	1:36.074	89,972
12	92	Kurt Støltun	Scuderia nord	Ferrari 360 Challenge	NOR-NSK	19:23.170	9	52.706	1:39.771	89,609
13	140	Robert Sletten		BMW M3 E36	NOR-NMK Solør	19:42.812	9	1:12.348	1:45.346	88,121
14	443	Thomas Nielsen		Audi TTS	NOR-Oslo Motorsport	20:01.974	8	1 Lap	1:36.730	77,081
Not classified (80% = 7 Laps)										
DNF	31	Dagfinn Larsen		Ginetta G50	NOR-NSK	1.988		DNF		-
DNF	123	Per Støldal	Fresh Mote AS	Audi TT RS	NOR-NMK Sandefjord	7.488		DNF		-
DNS	943	Jo Erland Ørpen		Porsche 944 Turbo	NOR-NMK Modum & Si			DNS		-
EXC	63	Richard Green	Green Racing	Porsche 996 Cup	AUS-PCN	19:00.888	9	EXC	1:33.317	91,359

Announcements

These results are provisional until the conclusion of any judicial and technical matters!

Weather: cloudy 15 degrees dry track

No. 343 Warning board / Unsafe driving under safety-car

No. 63 excluded / technical non conformity

Margin of Victory	Ø km/h	Best Lap Tm	km/h	Best Lap by
1.985	93,862	1:25.098	136,093	100 - Joakim Ottersen

Official Timing www.mwraceconsulting.com

Orbits

Timekeeping Victor Rosén:

Clerk of the course Mikael Carlsson:

Steward Thomas Michelsen:

Secretary of the meeting Tone Larsen:

L

NM Runde Rudskogen

GT+ GT1 GT2 GT3 PCN R+S

Rudskogen 3,217 Km

Final 1

---New---

11.08.2018 17:45

Race (9 Laps) started at 17:46:02

Pos	No.	Name	Entrant	Make	Nat-Club	Total Tm	Laps	Diff	Best Tm	Ø km/h
Norsk GT+										
1	510	Kai Roger Bakken	Team KRB Trading/Maxulin Mc	Lotus Esprit	NOR-NMK Solør	18:30.464	9		1:25.272	93,862
2	40	Fredrik Sörlie		Lamborghini Huracan	NOR-NMK Solør	18:32.449	9	1.985	1:25.780	93,695
3	100	Joakim Ottersen	Ottersen Racing	Opel Vectra DTM	NOR-KNA Oslo & Omeç	18:32.695	9	2.231	1:25.098	93,674
4	30	Trond Garberg		Lamborghini Huracan	NOR-NMK Orkla	18:41.531	9	11.067	1:28.491	92,936
5	60	Alfred Bakken		Lamborghini Huracan	NOR-NMK Solør	18:42.034	9	11.570	1:28.340	92,895
6	70	Rolf Arild Klypen		Ford Sierra Cosworth I	NOR-	19:02.783	9	32.319	1:33.610	91,208
7	140	Robert Sletten		BMW M3 E36	NOR-NMK Solør	19:42.812	9	1:12.348	1:45.346	88,121
Not classified (80% = 7 Laps)										
DNF	31	Dagfinn Larsen		Ginetta G50	NOR-NSK	1.988			DNF	-
Norsk GT2										
1	112	Frode Alhaug	frode alhaug	Chevrolet Corvette Z01	NOR-KNA Vålerbanen	18:48.370	9		1:29.146	92,373
2	102	Jørgen Skaug		Chevrolet Corvette Z01	NOR-AMCAR	18:51.618	9	3.248	1:30.304	92,108
3	92	Kurt Støltun	Scuderia nord	Ferrari 360 Challenge	NOR-NSK	19:23.170	9	34.800	1:39.771	89,609
Norsk GT3										
1	343	Olav Rygge		Audi TT RS	NOR-KNA Indre Ytre Ø.	18:53.886	9		1:30.435	91,924
2	33	Kim Esbjug	Esbjug Racing Team	BMW 320i E36 ST	NOR-KNA Indre og Ytre	18:57.985	9	4.099	1:32.479	91,592
3	333	Inge Gulbrandsen		BMW M3 E36	NOR-KNA Eiker	19:18.479	9	24.593	1:36.074	89,972
4	443	Thomas Nielsen		Audi TTS	NOR-Oslo Motorsport	20:01.974	8	1 Lap	1:36.730	77,081
Not classified (80% = 7 Laps)										
DNF	123	Per Støldal	Fresh Mote AS	Audi TT RS	NOR-NMK Sandefjord	7.488			DNF	-
DNS	943	Jo Erland Ørpen		Porsche 944 Turbo	NOR-NMK Modum & Si				DNS	-
EXC	63	Richard Green	Green Racing	Porsche 996 Cup	AUS-PCN	19:00.888	9		EXC	1:33.317

Announcements

These results are provisional until the conclusion of any judicial and technical matters!

Weather: cloudy 15 degrees dry track

No. 343 Warning board / Unsafe driving under safety-car


No. 63 excluded / technical non conformity

Margin of Victory	Ø km/h	Best Lap Tm	km/h	Best Lap by
1.985	93,862	1:25.098	136,093	100 - Joakim Ottersen

Official Timing www.mwraceconsulting.com

Orbits

Timekeeping Victor Rosén:



Clerk of the course Mikael Carlsson:

Steward Thomas Michelsen:

Secretary of the meeting Tone Larsen:

L

NM Runde Rudskogen

GT+ GT1 GT2 GT3 PCN R+S

Rudskogen 3,217 Km

Final 1

11.08.2018 17:45

Race (9 Laps) started at 17:46:02

Lap	Lap Tm	Diff	Time of Day
(510) Kai Roger Bakken			
1	1:34.721	+9.449	17:47:37.508
2	2:28.379	+1:03.107	17:50:05.887
3	2:42.069	+1:16.797	17:52:47.956
4	2:30.451	+1:05.179	17:55:18.407
5	2:26.093	+1:00.821	17:57:44.500
6	2:29.769	+1:04.497	18:00:14.269
7	1:27.925	+2.653	18:01:42.194
8	1:25.758	+0.486	18:03:07.952
9	1:25.272		18:04:33.224

Lap	Lap Tm	Diff	Time of Day
(40) Fredrik Sörlie			
1	1:35.059	+9.279	17:47:38.170
2	2:28.455	+1:02.675	17:50:06.625
3	2:42.487	+1:16.707	17:52:49.112
4	2:30.162	+1:04.382	17:55:19.274
5	2:26.044	+1:00.264	17:57:45.318
6	2:29.672	+1:03.892	18:00:14.990
7	1:28.304	+2.524	18:01:43.294
8	1:26.135	+0.355	18:03:09.429
9	1:25.780		18:04:35.209

Lap	Lap Tm	Diff	Time of Day
(100) Joakim Ottersen			
1	1:36.714	+11.616	17:47:39.474
2	2:28.735	+1:03.637	17:50:08.209
3	2:42.356	+1:17.258	17:52:50.565
4	2:30.617	+1:05.519	17:55:21.182
5	2:25.844	+1:00.746	17:57:47.026
6	2:28.348	+1:03.250	18:00:15.374
7	1:28.149	+3.051	18:01:43.523
8	1:26.834	+1.736	18:03:10.357
9	1:25.098		18:04:35.455

Lap	Lap Tm	Diff	Time of Day
(30) Trond Garberg			
1	1:39.304	+10.813	17:47:42.514
2	2:26.732	+58.241	17:50:09.246
3	2:42.563	+1:14.072	17:52:51.809
4	2:30.360	+1:01.869	17:55:22.169
5	2:26.336	+57.845	17:57:48.505
6	2:27.595	+59.104	18:00:16.100
7	1:30.902	+2.411	18:01:47.002
8	1:28.798	+0.307	18:03:15.800
9	1:28.491		18:04:44.291

Lap	Lap Tm	Diff	Time of Day
(60) Alfred Bakken			
1	1:40.154	+11.814	17:47:43.714
2	2:26.928	+58.588	17:50:10.642
3	2:42.834	+1:14.494	17:52:53.476
4	2:29.820	+1:01.480	17:55:23.296
5	2:26.245	+57.905	17:57:49.541
6	2:27.046	+58.706	18:00:16.587
7	1:31.259	+2.919	18:01:47.846
8	1:28.608	+0.268	18:03:16.454
9	1:28.340		18:04:44.794

Lap	Lap Tm	Diff	Time of Day
(112) Frode Alhaug			
1	1:42.250	+13.104	17:47:48.016
2	2:24.617	+55.471	17:50:12.633
3	2:43.939	+1:14.793	17:52:56.572
4	2:30.927	+1:01.781	17:55:27.499
5	2:26.963	+57.817	17:57:54.462
6	2:24.634	+55.488	18:00:19.096
7	1:32.919	+3.773	18:01:52.015
8	1:29.969	+0.823	18:03:21.984
9	1:29.146		18:04:51.130

Lap	Lap Tm	Diff	Time of Day
(102) Jørgen Skaug			
1	1:42.626	+12.322	17:47:48.519
2	2:24.947	+54.643	17:50:13.466
3	2:44.160	+1:13.856	17:52:57.626
4	2:30.804	+1:00.500	17:55:28.430
5	2:27.303	+56.999	17:57:55.733
6	2:24.464	+54.160	18:00:20.197
7	1:33.332	+3.028	18:01:53.529
8	1:30.545	+0.241	18:03:24.074
9	1:30.304		18:04:54.378

Lap	Lap Tm	Diff	Time of Day
(343) Olav Rygge			
1	1:39.568	+9.133	17:47:49.061
2	2:25.309	+54.874	17:50:14.370
3	2:44.625	+1:14.190	17:52:58.995
4	2:30.319	+59.884	17:55:29.314
5	2:27.564	+57.129	17:57:56.878
6	2:24.337	+53.902	18:00:21.215
7	1:32.894	+2.459	18:01:54.109
8	1:32.102	+1.667	18:03:26.211
9	1:30.435		18:04:56.646

Lap	Lap Tm	Diff	Time of Day
(33) Kim Esbjerg			
1	1:41.134	+8.655	17:47:50.994
2	2:23.749	+51.270	17:50:14.743
3	2:44.712	+1:12.233	17:52:59.455
4	2:30.605	+58.126	17:55:30.060
5	2:27.939	+55.460	17:57:57.999
6	2:23.543	+51.064	18:00:21.542
7	1:33.923	+1.444	18:01:55.465
8	1:32.801	+0.322	18:03:28.266
9	1:32.479		18:05:00.745

Lap	Lap Tm	Diff	Time of Day
(63) Richard Green			
1	1:42.152	+8.835	17:47:53.111
2	2:22.842	+49.525	17:50:15.953
3	2:44.517	+1:11.200	17:53:00.470
4	2:30.786	+57.469	17:55:31.256
5	2:27.517	+54.200	17:57:58.773
6	2:23.339	+50.022	18:00:22.112
7	1:34.719	+1.402	18:01:56.831
8	1:33.317		18:03:30.148
9	1:33.500	+0.183	18:05:03.648

Lap	Lap Tm	Diff	Time of Day
(70) Rolf Arild Klypen			
1	1:42.233	+8.623	17:47:46.325
2	2:25.174	+51.564	17:50:11.499
3	2:44.239	+1:10.629	17:52:55.738
4	2:31.241	+57.631	17:55:26.979
5	2:26.359	+52.749	17:57:53.338
6	2:24.763	+51.153	18:00:18.101
7	1:40.187	+6.577	18:01:58.288
8	1:33.610		18:03:31.898
9	1:33.645	+0.035	18:05:05.543

Lap	Lap Tm	Diff	Time of Day
(333) Inge Gulbrandsen			
1	1:46.528	+10.454	17:47:58.379
2	2:19.315	+43.241	17:50:17.694
3	2:44.365	+1:08.291	17:53:02.059
4	2:31.553	+55.479	17:55:33.612
5	2:27.293	+51.219	17:58:00.905
6	2:23.516	+47.442	18:00:24.421
7	1:41.837	+5.763	18:02:06.258
8	1:38.907	+2.833	18:03:45.165
9	1:36.074		18:05:21.239

Lap	Lap Tm	Diff	Time of Day
(92) Kurt Støltun			
1	1:51.171	+11.400	17:47:57.560
2	2:19.023	+39.252	17:50:16.583
3	2:44.525	+1:04.754	17:53:01.108
4	2:30.937	+51.166	17:55:32.045
5	2:27.291	+47.520	17:57:59.336
6	2:24.381	+44.610	18:00:23.717
7	1:42.385	+2.614	18:02:06.102
8	1:39.771		18:03:45.873
9	1:40.057	+0.286	18:05:25.930

Lap	Lap Tm	Diff	Time of Day
(140) Robert Sletten			
1	1:58.779	+13.433	17:48:02.824
2	2:15.870	+30.524	17:50:18.694
3	2:44.169	+58.823	17:53:02.863
4	2:31.719	+46.373	17:55:34.582
5	2:27.292	+41.946	17:58:01.874
6	2:24.086	+38.740	18:00:25.960
7	1:47.465	+2.119	18:02:13.425
8	1:46.801	+1.455	18:04:00.226
9	1:45.346		18:05:45.572

Lap	Lap Tm	Diff	Time of Day
(443) Thomas Nielsen			
1	1:39.484	+2.754	17:48:46.092
2	1:36.730		17:50:22.822
3	2:40.801	+1:04.071	17:53:03.623
4	2:31.878	+55.148	17:55:35.501
5	2:27.822	+51.092	17:58:03.323
6	2:22.587	+45.857	18:00:25.910
p7	2:10.887	+34.157	18:02:36.797
p8	3:27.937	+1:51.207	18:06:04.734

NM Runde Rudskogen

GT+ GT1 GT2 GT3 PCN R+S

Rudskogen 3,217 Km

Final 2


12.08.2018 11:15

Race (9 Laps)

---New---

		943	12
		23	
343		33	11
22		21	
333		443	10
20		19	
123		63	9
18		17	
			8
		15	
		112	7
		13	
102		92	6
12		11	
			5
		9	
		140	4
		7	
		40	3
		5	
		30	2
		3	
		70	1
		1	

POLE POSITION



Official Timing www.mwraceconsulting.com

Orbits

Timekeeping Victor Rosén: *Victor Rosén*

Clerk of the course Mikael Carlsson:

Steward Thomas Michelsen:

Secretary of the meeting Tone Larsen:

L

NM Runde Rudskogen

GT+ GT1 GT2 GT3 PCN R+S

Rudskogen 3,217 Km

Final 2

12.08.2018 11:15

Race (9 Laps) started at 11:49:15

Pos	No.	Name	Entrant	Make	Nat-Club	Total Tm	Laps	Diff	Best Tm	Ø km/h
1	100	Joakim Ottersen	Ottersen Racing	Opel Vectra DTM	NOR-KNA Oslo & Omeç	12:31.694	9		1:20.650	138,661
2	40	Fredrik Sörлие		Lamborghini Huracan	NOR-NMK Solør	13:03.098	9	31.404	1:25.423	133,101
3	30	Trond Garberg		Lamborghini Huracan	NOR-NMK Orkla	13:06.461	9		1:26.524	132,531
4	60	Alfred Bakken		Lamborghini Huracan	NOR-NMK Solør	13:12.479	9	40.785	1:27.003	131,525
5	31	Dagfinn Larsen		Ginetta G50	NOR-NSK	13:30.593	9	58.899	1:27.577	128,586
6	112	Frode Alhaug	frode alhaug	Chevrolet Corvette Z01	NOR-KNA Vålerbanen	13:32.823	9	1:01.129	1:29.175	128,233
7	102	Jørgen Skaug		Chevrolet Corvette Z01	NOR-AMCAR	13:38.897	9	1:07.203	1:29.622	127,282
8	343	Olav Rygge		Audi TT RS	NOR-KNA Indre Ytre Ø.	13:56.144	9	1:24.450	1:31.159	124,657
9	33	Kim Esbjug	Esbjug Racing Team	BMW 320i E36 ST	NOR-KNA Indre og Ytre	13:58.283	9	1:26.589	1:31.160	124,338
10	63	Richard Green	Green Racing	Porsche 996 Cup	AUS-PCN	12:42.263	8	1 Lap	1:32.709	121,545
11	691	Tore Bjerke		Lotus Esprit	NOR-KNA Nordvest	12:58.050	8	1 Lap	1:34.512	119,079
12	333	Inge Gulbrandsen		BMW M3 E36	NOR-KNA Eiker	13:09.125	8	1 Lap	1:34.730	117,408
13	92	Kurt Støltun	Scuderia nord	Ferrari 360 Challenge	NOR-NSK	13:13.185	8	1 Lap	1:37.491	116,807
14	510	Kai Roger Bakken	Team KRB Trading/Maxulin Mc	Lotus Esprit	NOR-NMK Solør	10:59.733	7	2 Laps	1:23.425	122,881
15	140	Robert Sletten		BMW M3 E36	NOR-NMK Solør	14:16.240	7	2 Laps	1:47.612	94,680

Not classified (80% = 7 Laps)

DNS	70	Rolf Arild Klypen		Ford Sierra Cosworth I	NOR-			DNS	-
DNS	123	Per Støldal	Fresh Mote AS	Audi TT RS	NOR-NMK Sandefjord			DNS	-
DNS	443	Thomas Nielsen		Audi TTS	NOR-Oslo Motorsport			DNS	-
DNS	943	Jo Erland Ørpen		Porsche 944 Turbo	NOR-NMK Modum & Si			DNS	-

Announcements

These results are provisional until the conclusion of any judicial and technical matters!

Weather: cloudy 13 degrees dry track


No. 33 warning board / Track limit

Margin of Victory	Ø km/h	Best Lap Tm	km/h	Best Lap by
31.404	138,661	1:20.650	143,598	100 - Joakim Ottersen

Official Timing www.mwraceconsulting.com

Orbits

Timekeeping Victor Rosén:



Clerk of the course Mikael Carlsson:

Steward Thomas Michelsen:

Secretary of the meeting Tone Larsen:

L

NM Runde Rudskogen

GT+ GT1 GT2 GT3 PCN R+S

Rudskogen 3,217 Km

Final 2

12.08.2018 11:15

Race (9 Laps) started at 11:49:15

Pos	No.	Name	Entrant	Make	Nat-Club	Total Tm	Laps	Diff	Best Tm	Ø km/h
Norsk GT+										
1	100	Joakim Ottersen	Ottersen Racing	Opel Vectra DTM	NOR-KNA Oslo & Omeç	12:31.694	9		1:20.650	138,661
2	40	Fredrik Sörlie		Lamborghini Huracan	NOR-NMK Solør	13:03.098	9	31.404	1:25.423	133,101
3	30	Trond Garberg		Lamborghini Huracan	NOR-NMK Orkla	13:06.461	9	34.767	1:26.524	132,531
4	60	Alfred Bakken		Lamborghini Huracan	NOR-NMK Solør	13:12.479	9	40.785	1:27.003	131,525
5	510	Kai Roger Bakken	Team KRB Trading/Maxulin Mc	Lotus Esprit	NOR-NMK Solør	10:59.733	7	2 Laps	1:23.425	122,881
6	140	Robert Sletten		BMW M3 E36	NOR-NMK Solør	14:16.240	7	2 Laps	1:47.612	94,680
Not classified (80% = 7 Laps)										
DNS	70	Rolf Arild Klypen		Ford Sierra Cosworth I	NOR-				DNS	-
Norsk GT1										
1	31	Dagfinn Larsen		Ginetta G50	NOR-NSK	13:30.593	9		1:27.577	128,586
2	691	Tore Bjerke		Lotus Esprit	NOR-KNA Nordvest	12:58.050	8	1 Lap	1:34.512	119,079
Norsk GT2										
1	112	Frode Alhaug	frode alhaug	Chevrolet Corvette Z01	NOR-KNA Vålerbanen	13:32.823	9		1:29.175	128,233
2	102	Jørgen Skaug		Chevrolet Corvette Z01	NOR-AMCAR	13:38.897	9	6.074	1:29.622	127,282
3	92	Kurt Støltun	Scuderia nord	Ferrari 360 Challenge	NOR-NSK	13:13.185	8	1 Lap	1:37.491	116,807
Norsk GT3										
1	343	Olav Rygge		Audi TT RS	NOR-KNA Indre Ytre Ø.	13:56.144	9		1:31.159	124,657
2	33	Kim Esbjug	Esbjug Racing Team	BMW 320i E36 ST	NOR-KNA Indre og Ytre	13:58.283	9	2.139	1:31.160	124,338
3	63	Richard Green	Green Racing	Porsche 996 Cup	AUS-PCN	12:42.263	8	1 Lap	1:32.709	121,545
4	333	Inge Gulbrandsen		BMW M3 E36	NOR-KNA Eiker	13:09.125	8	1 Lap	1:34.730	117,408
Not classified (80% = 7 Laps)										
DNS	123	Per Støldal	Fresh Mote AS	Audi TT RS	NOR-NMK Sandefjord				DNS	-
DNS	443	Thomas Nielsen		Audi TTS	NOR-Oslo Motorsport				DNS	-
DNS	943	Jo Erland Ørpen		Porsche 944 Turbo	NOR-NMK Modum & Si				DNS	-

Announcements

These results are provisional until the conclusion of any judicial and technical matters!

Weather: cloudy 13 degrees dry track


No. 33 warning board / Track limit

Margin of Victory	Ø km/h	Best Lap Tm	km/h	Best Lap by
31.404	138,661	1:20.650	143,598	100 - Joakim Ottersen

Official Timing www.mwraceconsulting.com

Orbits

Timekeeping Victor Rosén:



Clerk of the course Mikael Carlsson:

Steward Thomas Michelsen:

Secretary of the meeting Tone Larsen:

L

NM Runde Rudskogen

GT+ GT1 GT2 GT3 PCN R+S

Rudskogen 3,217 Km

Final 2

12.08.2018 11:15

Race (9 Laps) started at 11:49:15

Lap	Lap Tm	Diff	Time of Day
(100) Joakim Ottersen			
1	1:25.102	+4.452	11:50:40.935
2	1:20.936	+0.286	11:52:01.871
3	1:20.722	+0.072	11:53:22.593
4	1:20.650		11:54:43.243
5	1:23.655	+3.005	11:56:06.898
6	1:26.416	+5.766	11:57:33.314
7	1:26.563	+5.913	11:58:59.877
8	1:23.975	+3.325	12:00:23.852
9	1:23.315	+2.665	12:01:47.167

Lap	Lap Tm	Diff	Time of Day
(40) Fredrik Sörlie			
1	1:30.224	+4.801	11:50:46.238
2	1:26.356	+0.933	11:52:12.594
3	1:26.292	+0.869	11:53:38.886
4	1:26.159	+0.736	11:55:05.045
5	1:26.129	+0.706	11:56:31.174
6	1:25.423		11:57:56.597
7	1:26.313	+0.890	11:59:22.910
8	1:28.048	+2.625	12:00:50.958
9	1:27.613	+2.190	12:02:18.571

Lap	Lap Tm	Diff	Time of Day
(30) Trond Garberg			
1	1:30.050	+3.526	11:50:45.814
2	1:26.570	+0.046	11:52:12.384
3	1:27.415	+0.891	11:53:39.799
4	1:27.017	+0.493	11:55:06.816
5	1:26.524		11:56:33.340
6	1:26.567	+0.043	11:57:59.907
7	1:27.184	+0.660	11:59:27.091
8	1:27.219	+0.695	12:00:54.310
9	1:27.624	+1.100	12:02:21.934

Lap	Lap Tm	Diff	Time of Day
(60) Alfred Bakken			
1	1:29.224	+2.221	11:50:44.697
2	1:28.639	+1.636	11:52:13.336
3	1:27.633	+0.630	11:53:40.969
4	1:27.791	+0.788	11:55:08.760
5	1:27.860	+0.857	11:56:36.620
6	1:28.274	+1.271	11:58:04.894
7	1:27.003		11:59:31.897
8	1:27.714	+0.711	12:00:59.611
9	1:28.341	+1.338	12:02:27.952

Lap	Lap Tm	Diff	Time of Day
(31) Dagfinn Larsen			
1	1:30.773	+3.196	11:50:48.048
2	1:27.577		11:52:15.625
3	1:28.645	+1.068	11:53:44.270
4	1:29.038	+1.461	11:55:13.308
5	1:28.245	+0.668	11:56:41.553
6	1:29.525	+1.948	11:58:11.078
7	1:32.544	+4.967	11:59:43.622
8	1:32.249	+4.672	12:01:15.871
9	1:30.195	+2.618	12:02:46.066

Lap	Lap Tm	Diff	Time of Day
(112) Frode Alhaug			
1	1:32.804	+3.629	11:50:50.701
2	1:29.670	+0.495	11:52:20.371
3	1:29.763	+0.588	11:53:50.134
4	1:29.175		11:55:19.309
5	1:29.483	+0.308	11:56:48.792
6	1:29.335	+0.160	11:58:18.127
7	1:30.470	+1.295	11:59:48.597
8	1:30.067	+0.892	12:01:18.664
9	1:29.632	+0.457	12:02:48.296

Lap	Lap Tm	Diff	Time of Day
(102) Jørgen Skaug			
1	1:34.674	+5.052	11:50:52.519
2	1:30.377	+0.755	11:52:22.896
3	1:30.276	+0.654	11:53:53.172
4	1:29.622		11:55:22.794
5	1:30.710	+1.088	11:56:53.504
6	1:29.710	+0.088	11:58:23.214
7	1:29.917	+0.295	11:59:53.131
8	1:30.903	+1.281	12:01:24.034
9	1:30.336	+0.714	12:02:54.370

Lap	Lap Tm	Diff	Time of Day
(343) Olav Rygge			
1	1:36.412	+5.253	11:50:57.768
2	1:31.236	+0.077	11:52:29.004
3	1:31.781	+0.622	11:54:00.785
4	1:31.408	+0.249	11:55:32.193
5	1:31.385	+0.226	11:57:03.578
6	1:31.758	+0.599	11:58:35.336
7	1:33.234	+2.075	12:00:08.570
8	1:31.888	+0.729	12:01:40.458
9	1:31.159		12:03:11.617

Lap	Lap Tm	Diff	Time of Day
(33) Kim Esbjerg			
1	1:35.883	+4.723	11:50:57.354
2	1:31.160		11:52:28.514
3	1:31.632	+0.472	11:54:00.146
4	1:31.681	+0.521	11:55:31.827
5	1:31.490	+0.330	11:57:03.317
6	1:31.917	+0.757	11:58:35.234
7	1:32.487	+1.327	12:00:07.721
8	1:32.494	+1.334	12:01:40.215
9	1:33.541	+2.381	12:03:13.756

Lap	Lap Tm	Diff	Time of Day
(63) Richard Green			
1	1:40.282	+7.573	11:51:01.184
2	1:32.709		11:52:33.893
3	1:32.712	+0.003	11:54:06.605
4	1:32.963	+0.254	11:55:39.568
5	1:34.334	+1.625	11:57:13.902
6	1:33.957	+1.248	11:58:47.859
7	1:34.206	+1.497	12:00:22.065
8	1:35.671	+2.962	12:01:57.736

Lap	Lap Tm	Diff	Time of Day
(691) Tore Bjerke			
1	1:40.964	+6.452	11:51:03.092
2	1:36.660	+2.148	11:52:39.752
3	1:38.134	+3.622	11:54:17.886
4	1:35.991	+1.479	11:55:53.877
5	1:35.182	+0.670	11:57:29.059
6	1:34.967	+0.455	11:59:04.026
7	1:34.985	+0.473	12:00:39.011
8	1:34.512		12:02:13.523

Lap	Lap Tm	Diff	Time of Day
(333) Inge Gulbrandsen			
1	1:41.357	+6.627	11:51:02.402
2	1:37.320	+2.590	11:52:39.722
3	1:39.253	+4.523	11:54:18.975
4	1:38.152	+3.422	11:55:57.127
5	1:37.939	+3.209	11:57:35.066
6	1:36.749	+2.019	11:59:11.815
7	1:34.730		12:00:46.545
8	1:38.053	+3.323	12:02:24.598

Lap	Lap Tm	Diff	Time of Day
(92) Kurt Støltun			
1	1:44.023	+6.532	11:51:01.261

Lap	Lap Tm	Diff	Time of Day
2	1:38.165	+0.674	11:52:39.426
3	1:38.577	+1.086	11:54:18.003
4	1:38.871	+1.380	11:55:56.874
5	1:37.496	+0.005	11:57:34.370
6	1:39.132	+1.641	11:59:13.502
7	1:37.491		12:00:50.993
8	1:37.665	+0.174	12:02:28.658

Lap	Lap Tm	Diff	Time of Day
(510) Kai Roger Bakken			
1	1:28.485	+5.060	11:50:44.746
2	1:23.425		11:52:08.171
3	1:39.601	+16.176	11:53:47.772
4	1:25.522	+2.097	11:55:13.294
5	1:23.872	+0.447	11:56:37.166
6	1:34.847	+11.422	11:58:12.013
p7	2:03.193	+39.768	12:00:15.206

Lap	Lap Tm	Diff	Time of Day
(140) Robert Sletten			
1	1:47.612		11:51:04.182
2	1:51.188	+3.576	11:52:55.370
3	2:08.167	+20.555	11:55:03.537
4	2:13.050	+25.438	11:57:16.587
5	2:06.499	+18.887	11:59:23.086
6	2:03.387	+15.775	12:01:26.473
7	2:05.240	+17.628	12:03:31.713

NM Runde Rudskogen

GT+ GT1 GT2 GT3 PCN R+S

Rudskogen 3,217 Km


Final 3

12.08.2018 15:45

Race (9 Laps)

		943	13
		25	
443		123	12
24		23	
343		33	11
22		21	
63		333	10
20		19	
			9
18		17	
		112	8
		15	
16		92	7
102		13	
14			6
			5
12		11	
		31	4
		9	
10		70	3
691		7	
8		40	2
100		5	
6		60	1
30		3	
4		140	
510		1	
2			

POLE POSITION



NM Runde Rudskogen

GT+ GT1 GT2 GT3 PCN R+S

Rudskogen 3,217 Km

Final 3

12.08.2018 15:45

Race (9 Laps) started at 16:34:57

Pos	No.	Name	Entrant	Make	Nat-Club	Total Tm	Laps	Diff	Best Tm	Ø km/h
1	100	Joakim Ottersen	Ottersen Racing	Opel Vectra DTM	NOR-KNA Oslo & Omeç	12:38.364	9		1:21.601	137,442
2	40	Fredrik Sörlie		Lamborghini Huracan	NOR-NMK Solør	13:01.755	9	23.391	1:24.630	133,329
3	30	Trond Garberg		Lamborghini Huracan	NOR-NMK Orkla	13:06.057	9	27.693	1:26.336	132,600
4	31	Dagfinn Larsen		Ginetta G50	NOR-NSK	13:34.127	9	55.763	1:28.720	128,028
5	102	Jørgen Skaug		Chevrolet Corvette Z01	NOR-AMCAR	13:35.813	9	57.449	1:29.584	127,763
6	33	Kim Esbjerg	Esbjerg Racing Team	BMW 320i E36 ST	NOR-KNA Indre og Ytre	13:57.517	9	1:19.153	1:31.001	124,452
7	343	Olav Rygge		Audi TT RS	NOR-KNA Indre Ytre Ø.	13:57.796	9	1:19.432	1:29.520	124,411
8	63	Richard Green	Green Racing	Porsche 996 Cup	AUS-PCN	12:38.930	8	1 Lap	1:32.988	122,079
9	60	Alfred Bakken		Lamborghini Huracan	NOR-NMK Solør	12:41.836	8	1 Lap	1:31.885	121,614
10	691	Tore Bjerke		Lotus Esprit	NOR-KNA Nordvest	12:44.215	8	1 Lap	1:31.371	121,235
11	92	Kurt Støltun	Scuderia nord	Ferrari 360 Challenge	NOR-NSK	13:05.055	8	1 Lap	1:36.040	118,017
12	333	Inge Gulbrandsen		BMW M3 E36	NOR-KNA Eiker	13:05.264	8	1 Lap	1:35.312	117,985

Not classified (80% = 7 Laps)

DNF	112	Frode Alhaug	frode alhaug	Chevrolet Corvette Z01	NOR-KNA Vålerbanen	6:24.290	4	DNF	1:28.932	120,546
DNF	140	Robert Sletten		BMW M3 E36	NOR-NMK Solør	5:29.124	3	DNF	1:38.102	105,564
DNF	510	Kai Roger Bakken	Team KRB Trading/Maxulin Mc	Lotus Esprit	NOR-NMK Solør	2:03.616	1	DNF		93,687
DNS	70	Rolf Arild Klypen		Ford Sierra Cosworth I	NOR-			DNS		-
DNS	123	Per Støldal	Fresh Mote AS	Audi TT RS	NOR-NMK Sandefjord			DNS		-
DNS	443	Thomas Nielsen		Audi TTS	NOR-Oslo Motorsport			DNS		-
DNS	943	Jo Erland Ørpen		Porsche 944 Turbo	NOR-NMK Modum & Si			DNS		-

Announcements

These results are provisional until the conclusion of any judicial and technical matters!

Weather: sunny 17 degrees dry track

Margin of Victory	Ø km/h	Best Lap Tm	km/h	Best Lap by
23.391	137,442	1:21.601	141,925	100 - Joakim Ottersen

Official Timing www.mwraceconsulting.com

Orbits

Timekeeping Victor Rosén:

Clerk of the course Mikael Carlsson:

Steward Thomas Michelsen:

Secretary of the meeting Tone Larsen:

Printed: 12.08.2018 16:49:57

NM Runde Rudskogen

GT+ GT1 GT2 GT3 PCN R+S

Rudskogen 3,217 Km

Final 3

12.08.2018 15:45

Race (9 Laps) started at 16:34:57

Pos	No.	Name	Entrant	Make	Nat-Club	Total Tm	Laps	Diff	Best Tm	Ø km/h
Norsk GT+										
1	100	Joakim Ottersen	Ottersen Racing	Opel Vectra DTM	NOR-KNA Oslo & Omeç	12:38.364	9		1:21.601	137,442
2	40	Fredrik Sörлие		Lamborghini Huracan	NOR-NMK Solør	13:01.755	9	23.391	1:24.630	133,329
3	30	Trond Garberg		Lamborghini Huracan	NOR-NMK Orkla	13:06.057	9	27.693	1:26.336	132,600
4	60	Alfred Bakken		Lamborghini Huracan	NOR-NMK Solør	12:41.836	8	1 Lap	1:31.885	121,614
Not classified (80% = 7 Laps)										
DNF	140	Robert Sletten		BMW M3 E36	NOR-NMK Solør	5:29.124	3	DNF	1:38.102	105,564
DNF	510	Kai Roger Bakken	Team KRB Trading/Maxulin Mc	Lotus Esprit	NOR-NMK Solør	2:03.616	1	DNF		93,687
DNS	70	Rolf Arild Klypen		Ford Sierra Cosworth I	NOR-			DNF		-
Norsk GT1										
1	31	Dagfinn Larsen		Ginetta G50	NOR-NSK	13:34.127	9		1:28.720	128,028
2	691	Tore Bjerke		Lotus Esprit	NOR-KNA Nordvest	12:44.215	8	1 Lap	1:31.371	121,235
Norsk GT2										
1	102	Jørgen Skaug		Chevrolet Corvette Z01	NOR-AMCAR	13:35.813	9		1:29.584	127,763
2	92	Kurt Støltun	Scuderia nord	Ferrari 360 Challenge	NOR-NSK	13:05.055	8	1 Lap	1:36.040	118,017
Not classified (80% = 7 Laps)										
DNF	112	Frode Alhaug	frode alhaug	Chevrolet Corvette Z01	NOR-KNA Vålerbanen	6:24.290	4	DNF	1:28.932	120,546
Norsk GT3										
1	33	Kim Esbjug	Esbjog Racing Team	BMW 320i E36 ST	NOR-KNA Indre og Ytre	13:57.517	9		1:31.001	124,452
2	343	Olav Rygge		Audi TT RS	NOR-KNA Indre Ytre Ø.	13:57.796	9	0.279	1:29.520	124,411
3	63	Richard Green	Green Racing	Porsche 996 Cup	AUS-PCN	12:38.930	8	1 Lap	1:32.988	122,079
4	333	Inge Gulbrandsen		BMW M3 E36	NOR-KNA Eiker	13:05.264	8	1 Lap	1:35.312	117,985
Not classified (80% = 7 Laps)										
DNS	123	Per Støldal	Fresh Mote AS	Audi TT RS	NOR-NMK Sandefjord			DNF		-
DNS	443	Thomas Nielsen		Audi TTS	NOR-Oslo Motorsport			DNF		-
DNS	943	Jo Erland Ørpen		Porsche 944 Turbo	NOR-NMK Modum & Si			DNF		-

Announcements

These results are provisional until the conclusion of any judicial and technical matters!

Weather: sunny 17 degrees dry track

Margin of Victory	Ø km/h	Best Lap Tm	km/h	Best Lap by
23.391	137,442	1:21.601	141,925	100 - Joakim Ottersen

Official Timing www.mwraceconsulting.com

Orbits

Timekeeping Victor Rosén:



Clerk of the course Mikael Carlsson:

Steward Thomas Michelsen:

Secretary of the meeting Tone Larsen:

L

NM Runde Rudskogen

GT+ GT1 GT2 GT3 PCN R+S

Rudskogen 3,217 Km

Final 3

12.08.2018 15:45

Race (9 Laps) started at 16:34:57

Lap	Lap Tm	Diff	Time of Day
(100) Joakim Ottersen			
1	1:27.788	+6.187	16:36:26.413
2	1:24.074	+2.473	16:37:50.487
3	1:21.601		16:39:12.088
4	1:21.821	+0.220	16:40:33.909
5	1:22.965	+1.364	16:41:56.874
6	1:23.242	+1.641	16:43:20.116
7	1:27.247	+5.646	16:44:47.363
8	1:23.242	+1.641	16:46:10.605
9	1:25.416	+3.815	16:47:36.021

Lap	Lap Tm	Diff	Time of Day
(40) Fredrik Sörlie			
1	1:30.851	+6.221	16:36:35.517
2	1:25.133	+0.503	16:38:00.650
3	1:26.226	+1.596	16:39:26.876
4	1:25.245	+0.615	16:40:52.121
5	1:24.630		16:42:16.751
6	1:25.770	+1.140	16:43:42.521
7	1:25.851	+1.221	16:45:08.372
8	1:24.678	+0.048	16:46:33.050
9	1:26.362	+1.732	16:47:59.412

Lap	Lap Tm	Diff	Time of Day
(30) Trond Garberg			
1	1:30.971	+4.635	16:36:29.070
2	1:27.191	+0.855	16:37:56.261
3	1:26.564	+0.228	16:39:22.825
4	1:26.336		16:40:49.161
5	1:26.578	+0.242	16:42:15.739
6	1:26.401	+0.065	16:43:42.140
7	1:27.505	+1.169	16:45:09.645
8	1:27.101	+0.765	16:46:36.746
9	1:26.968	+0.632	16:48:03.714

Lap	Lap Tm	Diff	Time of Day
(31) Dagfinn Larsen			
1	1:31.580	+2.860	16:36:30.669
2	1:28.813	+0.093	16:37:59.482
3	1:28.720		16:39:28.202
4	1:29.581	+0.861	16:40:57.783
5	1:29.713	+0.993	16:42:27.496
6	1:31.076	+2.356	16:43:58.572
7	1:30.854	+2.134	16:45:29.426
8	1:30.137	+1.417	16:46:59.563
9	1:32.221	+3.501	16:48:31.784

Lap	Lap Tm	Diff	Time of Day
(102) Jørgen Skaug			
1	1:34.113	+4.529	16:36:34.391
2	1:29.762	+0.178	16:38:04.153
3	1:30.001	+0.417	16:39:34.154
4	1:29.584		16:41:03.738
5	1:30.135	+0.551	16:42:33.873
6	1:30.158	+0.574	16:44:04.031
7	1:29.784	+0.200	16:45:33.815
8	1:29.812	+0.228	16:47:03.627
9	1:29.843	+0.259	16:48:33.470

Lap	Lap Tm	Diff	Time of Day
(33) Kim Esbjug			
1	1:36.470	+5.469	16:36:41.016
2	1:32.045	+1.044	16:38:13.061
3	1:31.908	+0.907	16:39:44.969
4	1:31.178	+0.177	16:41:16.147
5	1:31.236	+0.235	16:42:47.383
6	1:31.660	+0.659	16:44:19.043
7	1:31.707	+0.706	16:45:50.750
8	1:31.001		16:47:21.751
9	1:33.423	+2.422	16:48:55.174

Lap	Lap Tm	Diff	Time of Day
(343) Olav Rygge			
1	1:38.120	+8.600	16:36:42.867
2	1:35.179	+5.659	16:38:18.046
3	1:30.782	+1.262	16:39:48.828
4	1:29.520		16:41:18.348
5	1:29.640	+0.120	16:42:47.988
6	1:31.722	+2.202	16:44:19.710
7	1:31.356	+1.836	16:45:51.066
8	1:31.112	+1.592	16:47:22.178
9	1:33.275	+3.755	16:48:55.453

Lap	Lap Tm	Diff	Time of Day
(63) Richard Green			
1	1:38.475	+5.487	16:36:42.515
2	1:33.935	+0.947	16:38:16.450
3	1:33.551	+0.563	16:39:50.001
4	1:33.263	+0.275	16:41:23.264
5	1:32.988		16:42:56.252
6	1:33.020	+0.032	16:44:29.272
7	1:33.795	+0.807	16:46:03.067
8	1:33.520	+0.532	16:47:36.587

Lap	Lap Tm	Diff	Time of Day
(60) Alfred Bakken			
1	1:49.501	+17.616	16:36:47.688
2	1:34.629	+2.744	16:38:22.317
3	1:33.802	+1.917	16:39:56.119
4	1:32.957	+1.072	16:41:29.076
5	1:31.885		16:43:00.961
6	1:32.265	+0.380	16:44:33.226
7	1:33.273	+1.388	16:46:06.499
8	1:32.994	+1.109	16:47:39.493

Lap	Lap Tm	Diff	Time of Day
(691) Tore Bjerke			
1	1:41.999	+10.628	16:36:41.796
2	1:39.513	+8.142	16:38:21.309
3	1:33.867	+2.496	16:39:55.176
4	1:34.806	+3.435	16:41:29.982
5	1:32.952	+1.581	16:43:02.934
6	1:31.371		16:44:34.305
7	1:32.867	+1.496	16:46:07.172
8	1:34.700	+3.329	16:47:41.872

Lap	Lap Tm	Diff	Time of Day
(92) Kurt Støltun			
1	1:41.593	+5.553	16:36:41.440
2	1:39.886	+3.846	16:38:21.326
3	1:38.364	+2.324	16:39:59.690
4	1:37.130	+1.090	16:41:36.820
5	1:36.242	+0.202	16:43:13.062
6	1:36.832	+0.792	16:44:49.894
7	1:36.778	+0.738	16:46:26.672
8	1:36.040		16:48:02.712

Lap	Lap Tm	Diff	Time of Day
(333) Inge Gulbrandsen			
1	1:39.392	+4.080	16:36:43.667
2	1:38.299	+2.987	16:38:21.966
3	1:38.157	+2.845	16:40:00.123
4	1:36.946	+1.634	16:41:37.069
5	1:35.992	+0.680	16:43:13.061
6	1:38.353	+3.041	16:44:51.414
7	1:35.312		16:46:26.726
8	1:36.195	+0.883	16:48:02.921

Lap	Lap Tm	Diff	Time of Day
(112) Frode Alhaug			
1	1:36.663	+7.731	16:36:37.294
2	1:29.696	+0.764	16:38:06.990
3	1:28.932		16:39:35.922

Lap	Lap Tm	Diff	Time of Day
p4	1:46.025	+17.093	16:41:21.947

Lap	Lap Tm	Diff	Time of Day
(140) Robert Sletten			
1	1:46.899	+8.797	16:36:44.556
2	1:38.102		16:38:22.658
p3	2:04.123	+26.021	16:40:26.781

Lap	Lap Tm	Diff	Time of Day
(510) Kai Roger Bakken			
p1	2:03.546	3:58:51.229	16:37:01.273