

NM Runde Rudskogen

GT4 - GT5

Rudskogen 3,217 Km

Qualifying

16.06.2018 11:20

Qualifying (15:00 Time) started at 11:20:27

Pos	No.	Name	Entrant	Make	Nat./Club	Laps	Best Tm	Diff	In Lap	2nd Best
1	84	Alf Marius Loe Sandberg	Sandberg Motorsport	Toyota Altezza	NOR-NMK Solør	7	1:33.330		2	1:34.395
2	704	Aksel Erik Busch		Chrysler Neon	NOR-KNA Oslo & Ome	7	1:37.000	3.670	4	1:37.840
3	414	Jarle Velde	V&S Racing	Volvo S40	NOR-KNA Haugaland	8	1:38.759	5.429	3	1:40.780
4	114	Oliver Andersen	Andersen Motorsport	Opel Kadett GT/E	NOR-KNA Rudskogen	5	1:40.829	7.499	4	1:41.075
5	234	Vegard H Svendby		Toyota Altezza	NOR-NMK Solør	8	1:42.084	8.754	4	1:42.140
6	454	Tom Heitmann		Audi A5 TDI	NOR-NMK Sandefjord	8	1:42.329	8.999	5	1:42.931
7	15	Heidi Frydenhaug	HE Racing	BMW 325Ti E36	NOR-NMK Solør	8	1:44.439	11.109	3	1:45.045
8	485	Erik Halvorsen		Volvo S40	NOR-NMK Kongsberg	7	1:45.197	11.867	5	1:45.289
9	145	Gunnar Fadum		Peugeot 206 GTI	NOR-NMK Aremark	7	1:46.699	13.369	7	1:47.777
10	94	Lars Martin Mehammer	Dag Mehammer	Honda Civic	NOR-NMK Sandefjord	8	1:46.946	13.616	7	1:46.981
11	115	Stian Theodorsen		Volvo 242	NOR-NMK Sarpsborg/R	7	1:47.203	13.873	3	1:47.377
12	125	Trond Brekke	Brekke Motorsport	Ford Fiesta ST	NOR-Amcar	7	1:47.222	13.892	5	1:47.535
13	5	Mia Kristiansen	Tommy	Peugeot 206 GTI	NOR-NMK Hamar	7	1:47.250	13.920	5	1:47.391
14	335	Morten Langørgen		Porsche 944	NOR-PCN	7	1:47.448	14.118	2	1:47.890
15	135	Nils Tore Brekke	Brekke Motorsport	Chrysler Neon	NOR-NMK Vest-Telemo	8	1:48.766	15.436	3	1:49.236
16	124	Martin Billerud	Billerud Motorsport	Volvo S40	NOR-NMK Solør	6	1:49.066	15.736	5	1:52.238
17	155	Kjetil Davidsen		Peugeot 206 GTI	NOR-NMK Aremark	6	1:49.919	16.589	3	1:50.425
18	34	Asgeir Borgemoen		Volvo S40	NOR-NMK Drammen	5	1:51.473	18.143	4	1:52.509
19	245	William Skramrud-Thire				5	1:52.340	19.010	1	1:55.255
20	85	Kari Aamodt		Peugeot 306	NOR-NMK Elverum	7	1:55.720	22.390	3	1:57.618
21	35	Roar A. Bergerud		Peugeot 206 GTI	NOR-NMK Aurskog-Hø				0	

NM Runde Rudskogen

GT4 - GT5

Rudskogen 3,217 Km

Qualifying

16.06.2018 11:20

Qualifying (15:00 Time) started at 11:20:27

Pos	No.	Name	Entrant	Make	Nat./Club	Laps	Best Tm	Diff	In Lap	2nd Best
Norsk GT4										
1	84	Alf Marius Loe Sandberg	Sandberg Motorsport	Toyota Altezza	NOR-NMK Solør	7	1:33.330		2	1:34.395
2	704	Aksel Erik Busch		Chrysler Neon	NOR-KNA Oslo & Ome	7	1:37.000	3.670	4	1:37.840
3	414	Jarle Velde	V&S Racing	Volvo S40	NOR-KNA Haugaland	8	1:38.759	5.429	3	1:40.780
4	114	Oliver Andersen	Andersen Motorsport	Opel Kadett GT/E	NOR-KNA Rudskogen	5	1:40.829	7.499	4	1:41.075
5	234	Vegard H Svendby		Toyota Altezza	NOR-NMK Solør	8	1:42.084	8.754	4	1:42.140
6	454	Tom Heitmann		Audi A5 TDI	NOR-NMK Sandefjord	8	1:42.329	8.999	5	1:42.931
7	94	Lars Martin Mehammer	Dag Mehammer	Honda Civic	NOR-NMK Sandefjord	8	1:46.946	13.616	7	1:46.981
8	124	Martin Billerud	Billerud Motorsport	Volvo S40	NOR-NMK Solør	6	1:49.066	15.736	5	1:52.238
9	34	Asgeir Borgemoen		Volvo S40	NOR-NMK Drammen	5	1:51.473	18.143	4	1:52.509

Norsk GT5										
1	15	Heidi Frydenhaug	HE Racing	BMW 325Ti E36	NOR-NMK Solør	8	1:44.439		3	1:45.045
2	485	Erik Halvorsen		Volvo S40	NOR-NMK Kongsberg	7	1:45.197	0.758	5	1:45.289
3	145	Gunnar Fadum		Peugeot 206 GTI	NOR-NMK Aremark	7	1:46.699	2.260	7	1:47.777
4	115	Stian Theodorsen		Volvo 242	NOR-NMK Sarpsborg/R	7	1:47.203	2.764	3	1:47.377
5	125	Trond Brekke	Brekke Motorsport	Ford Fiesta ST	NOR-Amcar	7	1:47.222	2.783	5	1:47.535
6	5	Mia Kristiansen	Tommy	Peugeot 206 GTI	NOR-NMK Hamar	7	1:47.250	2.811	5	1:47.391
7	335	Morten Langørgen		Porsche 944	NOR-PCN	7	1:47.448	3.009	2	1:47.890
8	135	Nils Tore Brekke	Brekke Motorsport	Chrysler Neon	NOR-NMK Vest-Telema	8	1:48.766	4.327	3	1:49.236
9	155	Kjetil Davidsen		Peugeot 206 GTI	NOR-NMK Aremark	6	1:49.919	5.480	3	1:50.425
10	245	William Skramrud-Thire				5	1:52.340	7.901	1	1:55.255
11	85	Kari Aamodt		Peugeot 306	NOR-NMK Elverum	7	1:55.720	11.281	3	1:57.618
12	35	Roar A. Bergerud		Peugeot 206 GTI	NOR-NMK Aurskog-Høl				0	

NM Runde Rudskogen

GT4 - GT5

Rudskogen 3,217 Km

Qualifying

16.06.2018 11:20

Qualifying (15:00 Time) started at 11:20:27

Lap	Lap Tm	Diff	Time of Day
(84) Alf Marius Loe Sandberg			
1	1:34.481	+1.151	11:23:37.143
2	1:33.330		11:25:10.473
3	1:34.395	+1.065	11:26:44.868
p4	1:53.213	+19.883	11:28:38.081
5	3:55.014	+2:21.684	11:32:33.095
6	1:46.535	+13.205	11:34:19.630
7	1:42.682	+9.352	11:36:02.312

Lap	Lap Tm	Diff	Time of Day
(704) Aksel Erik Busch			
1	1:39.720	+2.720	11:24:12.914
2	1:38.126	+1.126	11:25:51.040
3	1:37.840	+0.840	11:27:28.880
4	1:37.000		11:29:05.880
5	1:45.657	+8.657	11:30:51.537
6	1:40.630	+3.630	11:32:32.167
p7	1:57.886	+20.886	11:34:30.053

Lap	Lap Tm	Diff	Time of Day
(414) Jarle Velde			
1	1:42.547	+3.788	11:23:58.149
2	1:50.725	+11.966	11:25:48.874
3	1:38.759		11:27:27.633
4	1:43.267	+4.508	11:29:10.900
5	1:40.780	+2.021	11:30:51.680
6	1:41.021	+2.262	11:32:32.701
7	1:41.425	+2.666	11:34:14.126
8	1:54.970	+16.211	11:36:09.096

Lap	Lap Tm	Diff	Time of Day
(114) Oliver Andersen			
1	1:43.797	+2.968	11:24:01.255
2	1:41.911	+1.082	11:25:43.166
3	1:41.075	+0.246	11:27:24.241
4	1:40.329		11:29:05.070
p5	2:02.007	+21.178	11:31:07.077

Lap	Lap Tm	Diff	Time of Day
(234) Vegard H Svendby			
1	1:44.076	+1.992	11:23:55.877
2	1:43.599	+1.515	11:25:39.476
3	1:42.960	+0.876	11:27:22.436
4	1:42.084		11:29:04.520
5	1:45.090	+3.006	11:30:49.610
6	1:42.140	+0.056	11:32:31.750
7	1:47.479	+5.395	11:34:19.229
8	1:43.095	+1.011	11:36:02.324

Lap	Lap Tm	Diff	Time of Day
(454) Tom Heitmann			
1	1:45.601	+3.272	11:24:06.997
2	1:45.760	+3.431	11:25:52.757
3	1:43.253	+0.924	11:27:36.010
4	1:42.931	+0.602	11:29:18.941
5	1:42.329		11:31:01.270
6	1:54.831	+12.502	11:32:56.101
7	1:43.055	+0.726	11:34:39.156
p8	1:58.612	+16.283	11:36:37.768

Lap	Lap Tm	Diff	Time of Day
(15) Heidi Frydenhaug			
1	1:45.398	+0.959	11:23:53.679
2	1:45.652	+1.213	11:25:39.331
3	1:44.439		11:27:23.770
4	1:45.045	+0.606	11:29:08.815
5	1:48.117	+3.678	11:30:56.932
6	1:48.546	+4.107	11:32:45.478
7	1:46.201	+1.762	11:34:31.679
p8	1:58.609	+14.170	11:36:30.288

Lap	Lap Tm	Diff	Time of Day
(485) Erik Halvorsen			
1	1:46.053	+0.856	11:24:36.509
2	2:09.233	+24.036	11:26:45.742
3	1:45.312	+0.115	11:28:31.054
4	1:47.051	+1.854	11:30:18.105
5	1:45.197		11:32:03.302
6	1:45.289	+0.092	11:33:48.591
7	1:54.032	+8.835	11:35:42.623

Lap	Lap Tm	Diff	Time of Day
(145) Gunnar Fadum			
1	1:47.819	+1.120	11:24:42.319
2	1:51.921	+5.222	11:26:34.240
3	1:47.926	+1.227	11:28:22.166
4	1:47.974	+1.275	11:30:10.140
5	1:47.912	+1.213	11:31:58.052
6	1:47.777	+1.078	11:33:45.829
7	1:46.699		11:35:32.528

Lap	Lap Tm	Diff	Time of Day
(94) Lars Martin Mehammer			
1	1:50.271	+3.325	11:24:15.102
2	1:47.826	+0.880	11:26:02.928
3	1:47.135	+0.189	11:27:50.063
4	1:48.590	+1.644	11:29:38.653
5	1:46.998	+0.052	11:31:25.651
6	1:46.981	+0.035	11:33:12.632
7	1:46.946		11:34:59.578
8	1:47.904	+0.958	11:36:47.482

Lap	Lap Tm	Diff	Time of Day
(115) Stian Theodorsen			
1	1:47.377	+0.174	11:24:38.412
2	2:08.884	+21.681	11:26:47.296
3	1:47.203		11:28:34.499
4	1:48.400	+1.197	11:30:22.899
5	1:48.045	+0.842	11:32:10.944
6	1:48.344	+1.141	11:33:59.288
7	1:47.682	+0.479	11:35:46.970

Lap	Lap Tm	Diff	Time of Day
(125) Trond Brekke			
1	1:50.132	+2.910	11:24:44.221
2	1:59.129	+11.907	11:26:43.350
3	1:49.574	+2.352	11:28:32.924
4	1:47.535	+0.313	11:30:20.459
5	1:47.222		11:32:07.681
6	1:47.636	+0.414	11:33:55.317
7	1:47.621	+0.399	11:35:42.938

Lap	Lap Tm	Diff	Time of Day
(5) Mia Kristiansen			
1	1:51.543	+4.293	11:24:16.192
2	1:47.798	+0.548	11:26:03.990
3	1:48.048	+0.798	11:27:52.038
4	1:47.391	+0.141	11:29:39.429
5	1:47.250		11:31:26.679
6	1:47.829	+0.579	11:33:14.508
p7	2:11.147	+23.897	11:35:25.655

Lap	Lap Tm	Diff	Time of Day
(335) Morten Langørgen			
1	1:47.890	+0.442	11:23:46.663
2	1:47.448		11:25:34.111
3	1:48.159	+0.711	11:27:22.270
p4	2:07.668	+20.220	11:29:29.938
5	3:23.404	+1:35.956	11:32:53.342
6	1:48.660	+1.212	11:34:42.002
7	1:56.624	+9.176	11:36:38.626

Lap	Lap Tm	Diff	Time of Day
(135) Nils Tore Brekke			
1	1:51.156	+2.390	11:24:28.544

Lap	Lap Tm	Diff	Time of Day
2	1:49.912	+1.146	11:26:18.456
3	1:48.766		11:28:07.222
4	1:49.683	+0.917	11:29:56.905
5	1:49.373	+0.607	11:31:46.278
6	1:49.236	+0.470	11:33:35.514
7	1:50.406	+1.640	11:35:25.920
p8	2:09.657	+20.891	11:37:35.577

Lap	Lap Tm	Diff	Time of Day
(124) Martin Billerud			
1	1:53.289	+4.223	11:24:30.066
p2	2:45.518	+56.452	11:27:15.584
3	3:39.439	+1:50.373	11:30:55.023
4	1:52.238	+3.172	11:32:47.261
5	1:49.066		11:34:36.327
p6	2:20.726	+31.660	11:36:57.053

Lap	Lap Tm	Diff	Time of Day
(155) Kjetil Davidsen			
1	1:58.826	+8.907	11:24:57.640
2	1:50.898	+0.979	11:26:48.538
3	1:49.919		11:28:38.457
4	1:50.425	+0.506	11:30:28.882
5	1:51.285	+1.366	11:32:20.167
p6	2:38.184	+48.265	11:34:58.351

Lap	Lap Tm	Diff	Time of Day
(34) Asgeir Borgemoen			
1	1:54.328	+2.855	11:24:33.203
2	1:52.509	+1.036	11:26:25.712
3	1:52.799	+1.326	11:28:18.511
4	1:51.473		11:30:09.984
p5	2:06.703	+15.230	11:32:16.687

Lap	Lap Tm	Diff	Time of Day
(245) William Skramrud-Thire			
1	1:52.340		11:24:35.908
2	1:59.301	+6.961	11:26:35.209
3	1:55.255	+2.915	11:28:30.464
4	1:55.678	+3.338	11:30:26.142
p5	2:11.041	+18.701	11:32:37.183

Lap	Lap Tm	Diff	Time of Day
(85) Kari Aamodt			
1	1:59.204	+3.484	11:24:33.086
2	2:01.108	+5.388	11:26:34.194
3	1:55.720		11:28:29.914
4	1:58.327	+2.607	11:30:28.241
5	1:57.618	+1.898	11:32:25.859
6	2:03.011	+7.291	11:34:28.870
p7	2:13.755	+18.035	11:36:42.625

NM Runde Rudskogen

GT4 - GT5

Rudskogen 3,217 Km


Final 1

16.06.2018 15:00

Race (9 Laps)

--- New ---

35 Roar A. Bergerud	1:55.720	85 Kari Aamodt	12
24	1:52.340	23	
245 William Skramrud-Thire	1:49.919	155 Kjetil Davidsen	11
22	1:48.766	21	
135 Nils Tore Brekke	1:47.448	335 Morten Langørgen	10
20	1:47.250	19	
5 Mia Kristiansen	1:47.222	125 Trond Brekke	9
18	1:47.203	17	
115 Stian Theodorsen	1:46.699	145 Gunnar Fadum	8
16	1:45.197	15	
485 Erik Halvorsen	1:44.439	15 Heidi Frydenhaug	7
14		13	
12		11	
49 Irene Solberg	1:51.473	34 Asgeir Borgemoen	6
10	1:49.066	9	
124 Martin Billerud	1:46.946	94 Lars Martin Mehammer	5
8	1:42.329	7	
454 Tom Heitmann	1:42.084	234 Vegard H Svendby	4
6	1:40.829	5	
114 Oliver Andersen	1:38.759	414 Jarle Velde	3
4	1:37.000	3	
704 Aksel Erik Busch	1:33.330	84 Alf Marius Loe Sandberg	2
2		1	
		POLE POSITION	1



NM Runde Rudskogen

GT4 - GT5

Rudskogen 3,217 Km

Final 1

16.06.2018 15:00

Race (9 Laps) started at 15:02:53

Pos	No.	Name	Entrant	Make	Nat./Club	Total Tm	Laps	Diff	Best Tm	Ø km/h
1	84	Alf Marius Loe Sandberg	Sandberg Motorsport	Toyota Altezza	NOR-NMK Solør	14:48.978	9		1:33.054	117,248
2	704	Aksel Erik Busch		Chrysler Neon	NOR-KNA Oslo & Omeç	14:58.447	9	9.469	1:38.679	116,012
3	414	Jarle Velde	V&S Racing	Volvo S40	NOR-KNA Haugaland	14:58.746	9	9.768	1:37.973	115,974
4	114	Oliver Andersen	Andersen Motorsport	Opel Kadett GT/E	NOR-KNA Rudskogen	15:25.856	9	36.878	1:40.315	112,578
5	454	Tom Heitmann		Audi A5 TDI	NOR-NMK Sandefjord	15:31.926	9	42.948	1:42.252	111,845
6	234	Vegard H Svendby		Toyota Altezza	NOR-NMK Solør	15:33.454	9	44.476	1:41.978	111,661
7	485	Erik Halvorsen		Volvo S40	NOR-NMK Kongsberg	16:02.069	9	1:13.091	1:45.435	108,340
8	125	Trond Brekke	Brekke Motorsport	Ford Fiesta ST	NOR-Amcar	16:12.635	9	1:23.657	1:45.859	107,163
9	145	Gunnar Fadum		Peugeot 206 GTI	NOR-NMK Aremark	16:14.843	9	1:25.865	1:46.508	106,921
10	94	Lars Martin Mehammer	Dag Mehammer	Honda Civic	NOR-NMK Sandefjord	16:19.660	9	1:30.682	1:46.182	106,395
11	335	Morten Langørgen		Porsche 944	NOR-PCN	16:22.520	9	1:33.542	1:47.174	106,085
12	115	Stian Theodorsen		Volvo 242	NOR-NMK Sarpsborg/R	16:24.877	9	1:35.899	1:47.078	105,831
13	155	Kjetil Davidsen		Peugeot 206 GTI	NOR-NMK Aremark	16:39.765	9	1:50.787	1:48.992	104,255
14	35	Roar A. Bergerud		Peugeot 206 GTI	NOR-NMK Aurskog-Høl	16:39.783	9	1:50.805	1:47.625	104,253
15	245	William Skramrud-Thire				15:03.523	8	1 Lap	1:48.789	102,543
16	85	Kari Aamodt		Peugeot 306	NOR-NMK Elverum	16:02.228	8	1 Lap	1:56.287	96,287
17	135	Nils Tore Brekke	Brekke Motorsport	Chrysler Neon	NOR-NMK Vest-Telemar	12:51.825	7	2 Laps	1:47.804	105,035
18	5	Mia Kristiansen	Tommy	Peugeot 206 GTI	NOR-NMK Hamar	12:53.048	7	2 Laps	1:47.300	104,869
19	34	Asgeir Borgemoen		Volvo S40	NOR-NMK Drammen	15:34.871	7	2 Laps	1:52.987	86,716
Not classified (80% = 7 Laps)										
DNF	124	Martin Billerud	Billerud Motorsport	Volvo S40	NOR-NMK Solør	15:54.147	3	DNF	1:55.477	36,413
DNF	49	Irene Solberg	Jaffa Racing	Porsche 944	NOR-PCN	4:20.223	2	DNF	2:02.564	89,010
DNF	15	Heidi Frydenhaug	HE Racing	BMW 325Ti E36	NOR-NMK Solør	4:28.193	2	DNF	2:01.510	86,365

Margin of Victory	Ø km/h	Best Lap Tm	km/h	Best Lap by
9.469	117,248	1:33.054	124,457	84 - Alf Marius Loe Sandberg

Official Timing mwraceconsulting.com

Orbits

Timekeeping Victor Rosén:

Clerk of the course Geir Tyskeberget:

Steward Thomas Michelsen:

Secretary of the meeting Laila Tyskeberget:

L

NM Runde Rudskogen

GT4 - GT5

Rudskogen 3,217 Km

Final 1

16.06.2018 15:00

Race (9 Laps) started at 15:02:53


Pos	No.	Name	Entrant	Make	Nat./Club	Total Tm	Laps	Diff	Best Tm	Ø km/h
Norsk GT4										
1	84	Alf Marius Loe Sandberg	Sandberg Motorsport	Toyota Altezza	NOR-NMK Solør	14:48.978	9		1:33.054	117,248
2	704	Aksel Erik Busch		Chrysler Neon	NOR-KNA Oslo & Omeç	14:58.447	9	9.469	1:38.679	116,012
3	414	Jarle Velde	V&S Racing	Volvo S40	NOR-KNA Haugaland	14:58.746	9	9.768	1:37.973	115,974
4	114	Oliver Andersen	Andersen Motorsport	Opel Kadett GT/E	NOR-KNA Rudskogen	15:25.856	9	36.878	1:40.315	112,578
5	454	Tom Heitmann		Audi A5 TDI	NOR-NMK Sandefjord	15:31.926	9	42.948	1:42.252	111,845
6	234	Vegard H Svendby		Toyota Altezza	NOR-NMK Solør	15:33.454	9	44.476	1:41.978	111,661
7	94	Lars Martin Mehammer	Dag Mehammer	Honda Civic	NOR-NMK Sandefjord	16:19.660	9	1:30.682	1:46.182	106,395
8	34	Asgeir Borgemoen		Volvo S40	NOR-NMK Drammen	15:34.871	7	2 Laps	1:52.987	86,716
Not classified (80% = 7 Laps)										
DNF	124	Martin Billerud	Billerud Motorsport	Volvo S40	NOR-NMK Solør	15:54.147	3	DNF	1:55.477	36,413
DNF	49	Irene Solberg	Jaffa Racing	Porsche 944	NOR-PCN	4:20.223	2	DNF	2:02.564	89,010
Norsk GT5										
1	485	Erik Halvorsen		Volvo S40	NOR-NMK Kongsberg	16:02.069	9		1:45.435	108,340
2	125	Trond Brekke	Brekke Motorsport	Ford Fiesta ST	NOR-Amcar	16:12.635	9	10.566	1:45.859	107,163
3	145	Gunnar Fadum		Peugeot 206 GTI	NOR-NMK Aremark	16:14.843	9	12.774	1:46.508	106,921
4	335	Morten Langørgen		Porsche 944	NOR-PCN	16:22.520	9	20.451	1:47.174	106,085
5	115	Stian Theodorsen		Volvo 242	NOR-NMK Sarpsborg/R	16:24.877	9	22.808	1:47.078	105,831
6	155	Kjetil Davidsen		Peugeot 206 GTI	NOR-NMK Aremark	16:39.765	9	37.696	1:48.992	104,255
7	35	Roar A. Bergerud		Peugeot 206 GTI	NOR-NMK Aurskog-Høl	16:39.783	9	37.714	1:47.625	104,253
8	245	William Skramrud-Thire				15:03.523	8	1 Lap	1:48.789	102,543
9	85	Kari Aamodt		Peugeot 306	NOR-NMK Eiverum	16:02.228	8	1 Lap	1:56.287	96,287
10	135	Nils Tore Brekke	Brekke Motorsport	Chrysler Neon	NOR-NMK Vest-Telemar	12:51.825	7	2 Laps	1:47.804	105,035
11	5	Mia Kristiansen	Tommy	Peugeot 206 GTI	NOR-NMK Hamar	12:53.048	7	2 Laps	1:47.300	104,869
Not classified (80% = 7 Laps)										
DNF	15	Heidi Frydenhaug	HE Racing	BMW 325Ti E36	NOR-NMK Solør	4:28.193	2	DNF	2:01.510	86,365

Margin of Victory	Ø km/h	Best Lap Tm	km/h	Best Lap by
9.469	117,248	1:33.054	124,457	84 - Alf Marius Loe Sandberg

Official Timing mwraceconsulting.com

Orbits

Timekeeping Victor Rosén:



Clerk of the course Geir Tyskeberget:

Steward Thomas Michelsen:

Secretary of the meeting Laila Tyskeberget:

L

NM Runde Rudskogen

GT4 - GT5

Rudskogen 3,217 Km

Final 1

16.06.2018 15:00

Race (9 Laps) started at 15:02:53

Lap	Lap Tm	Diff	Time of Day
(84) Alf Marius Loe Sandberg			
1	1:39.682	+6.628	15:04:33.522
2	1:39.544	+6.490	15:06:13.066
3	1:38.086	+5.032	15:07:51.152
4	1:33.054		15:09:24.206
5	1:37.926	+4.872	15:11:02.132
6	1:39.267	+6.213	15:12:41.399
7	1:39.305	+6.251	15:14:20.704
8	1:38.169	+5.115	15:15:58.873
9	1:43.933	+10.879	15:17:42.806

Lap	Lap Tm	Diff	Time of Day
(704) Aksel Erik Busch			
1	1:42.260	+3.581	15:04:36.088
2	1:39.534	+0.855	15:06:15.622
3	1:39.724	+1.045	15:07:55.346
4	1:40.050	+1.371	15:09:35.396
5	1:39.328	+0.649	15:11:14.724
6	1:40.042	+1.363	15:12:54.766
7	1:39.896	+1.217	15:14:34.662
8	1:38.679		15:16:13.341
9	1:38.934	+0.255	15:17:52.275

Lap	Lap Tm	Diff	Time of Day
(414) Jarle Velde			
1	1:43.712	+5.739	15:04:38.158
2	1:39.699	+1.726	15:06:17.857
3	1:39.414	+1.441	15:07:57.271
4	1:39.605	+1.632	15:09:36.876
5	1:39.821	+1.848	15:11:16.697
6	1:40.578	+2.605	15:12:57.275
7	1:38.642	+0.669	15:14:35.917
8	1:38.684	+0.711	15:16:14.601
9	1:37.973		15:17:52.574

Lap	Lap Tm	Diff	Time of Day
(114) Oliver Andersen			
1	1:48.029	+7.714	15:04:42.408
2	1:42.727	+2.412	15:06:25.135
3	1:41.185	+0.870	15:08:06.320
4	1:40.315		15:09:46.635
5	1:41.489	+1.174	15:11:28.124
6	1:41.478	+1.163	15:13:09.602
7	1:42.039	+1.724	15:14:51.641
8	1:41.515	+1.200	15:16:33.156
9	1:46.528	+6.213	15:18:19.684

Lap	Lap Tm	Diff	Time of Day
(454) Tom Heitmann			
1	1:46.453	+4.201	15:04:41.707
2	1:42.978	+0.726	15:06:24.685
3	1:43.636	+1.384	15:08:08.321
4	1:42.252		15:09:50.573
5	1:42.813	+0.561	15:11:33.386
6	1:43.461	+1.209	15:13:16.847
7	1:43.113	+0.861	15:14:59.960
8	1:42.430	+0.178	15:16:42.390
9	1:43.364	+1.112	15:18:25.754

Lap	Lap Tm	Diff	Time of Day
(234) Vegard H Svendby			
1	1:47.756	+5.778	15:04:42.922
2	1:43.028	+1.050	15:06:25.950
3	1:42.923	+0.945	15:08:08.873
4	1:42.082	+0.104	15:09:50.955
5	1:42.827	+0.849	15:11:33.782
6	1:43.375	+1.397	15:13:17.157
7	1:43.343	+1.365	15:15:00.500
8	1:41.978		15:16:42.478
9	1:44.804	+2.826	15:18:27.282

Lap	Lap Tm	Diff	Time of Day
(485) Erik Halvorsen			
1	1:48.444	+3.009	15:04:48.389
2	1:45.468	+0.033	15:06:33.857
3	1:45.435		15:08:19.292
4	1:45.521	+0.086	15:10:04.813
5	1:45.954	+0.519	15:11:50.767
6	1:46.146	+0.711	15:13:36.913
7	1:46.084	+0.649	15:15:22.997
8	1:46.399	+0.964	15:17:09.396
9	1:46.501	+1.066	15:18:55.897

Lap	Lap Tm	Diff	Time of Day
(125) Trond Brekke			
1	1:52.032	+6.173	15:04:53.556
2	1:47.734	+1.875	15:06:41.290
3	1:46.663	+0.804	15:08:27.953
4	1:45.859		15:10:13.812
5	1:46.628	+0.769	15:12:00.440
6	1:46.332	+0.473	15:13:46.772
7	1:46.598	+0.739	15:15:33.370
8	1:46.612	+0.753	15:17:19.982
9	1:46.481	+0.622	15:19:06.463

Lap	Lap Tm	Diff	Time of Day
(145) Gunnar Fadum			
1	1:51.551	+5.043	15:04:52.130
2	1:47.284	+0.776	15:06:39.414
3	1:47.163	+0.655	15:08:26.577
4	1:46.573	+0.065	15:10:13.150
5	1:48.125	+1.617	15:12:01.275
6	1:46.508		15:13:47.783
7	1:46.907	+0.399	15:15:34.690
8	1:47.201	+0.693	15:17:21.891
9	1:46.780	+0.272	15:19:08.671

Lap	Lap Tm	Diff	Time of Day
(94) Lars Martin Mehammer			
1	1:55.184	+9.002	15:04:50.809
2	1:51.073	+4.891	15:06:41.882
3	1:48.257	+2.075	15:08:30.139
4	1:46.693	+0.511	15:10:16.832
5	1:48.515	+2.333	15:12:05.347
6	1:47.610	+1.428	15:13:52.957
7	1:46.842	+0.660	15:15:39.799
8	1:47.507	+1.325	15:17:27.306
9	1:46.182		15:19:13.488

Lap	Lap Tm	Diff	Time of Day
(335) Morten Langørgen			
1	1:51.030	+3.856	15:04:52.454
2	1:48.390	+1.216	15:06:40.844
3	1:48.147	+0.973	15:08:28.991
4	1:47.382	+0.208	15:10:16.373
5	1:48.439	+1.265	15:12:04.812
6	1:49.228	+2.054	15:13:54.040
7	1:47.174		15:15:41.214
8	1:47.314	+0.140	15:17:28.528
9	1:47.820	+0.646	15:19:16.348

Lap	Lap Tm	Diff	Time of Day
(115) Stian Theodorsen			
1	1:52.478	+5.400	15:04:52.963
2	1:49.354	+2.276	15:06:42.317
3	1:48.679	+1.601	15:08:30.996
4	1:47.891	+0.813	15:10:18.887
5	1:48.127	+1.049	15:12:07.014
6	1:47.742	+0.664	15:13:54.756
7	1:47.078		15:15:41.834
8	1:47.401	+0.323	15:17:29.235
9	1:49.470	+2.392	15:19:18.705

Lap	Lap Tm	Diff	Time of Day
(155) Kjetil Davidsen			
1	1:53.294	+4.302	15:04:55.507
2	1:49.276	+0.284	15:06:44.783
3	1:49.296	+0.304	15:08:34.079
4	1:48.992		15:10:23.071
5	1:50.345	+1.353	15:12:13.416
6	1:49.953	+0.961	15:14:03.369
7	1:49.309	+0.317	15:15:52.678
8	1:50.051	+1.059	15:17:42.729
9	1:50.864	+1.872	15:19:33.593

Lap	Lap Tm	Diff	Time of Day
(35) Roar A. Bergerud			
1	1:57.871	+10.246	15:04:59.622
2	1:49.184	+1.559	15:06:48.806
3	1:49.122	+1.497	15:08:37.928
4	1:50.161	+2.536	15:10:28.089
5	1:49.479	+1.854	15:12:17.568
6	1:47.973	+0.348	15:14:05.541
7	1:47.625		15:15:53.166
8	1:49.612	+1.987	15:17:42.778
9	1:50.833	+3.208	15:19:33.611

Lap	Lap Tm	Diff	Time of Day
(245) William Skramrud-Thire			
1	1:59.256	+10.467	15:05:00.975
2	1:56.062	+7.273	15:06:57.037
3	1:50.199	+1.410	15:08:47.236
4	1:52.525	+3.736	15:10:39.761
5	1:49.570	+0.781	15:12:29.331
6	1:48.789		15:14:18.120
7	1:49.548	+0.759	15:16:07.668
8	1:49.683	+0.894	15:17:57.351

Lap	Lap Tm	Diff	Time of Day
(85) Kari Aamodt			
1	1:59.028	+2.741	15:05:01.907
2	2:05.911	+9.624	15:07:07.818
3	1:56.287		15:09:04.105
4	1:58.585	+2.298	15:11:02.690
5	1:58.563	+2.276	15:13:01.253
6	2:00.124	+3.837	15:15:01.377
7	1:57.371	+1.084	15:16:58.748
8	1:57.308	+1.021	15:18:56.056

Lap	Lap Tm	Diff	Time of Day
(135) Nils Tore Brekke			
1	1:53.351	+5.547	15:04:54.646
2	1:48.743	+0.939	15:06:43.389
3	1:49.251	+1.447	15:08:32.640
4	1:48.064	+0.260	15:10:20.704
5	1:47.804		15:12:08.508
6	1:48.754	+0.950	15:13:57.262
7	1:48.391	+0.587	15:15:45.653

Lap	Lap Tm	Diff	Time of Day
(5) Mia Kristiansen			
1	1:55.007	+7.707	15:04:56.013
2	1:49.553	+2.253	15:06:45.566
3	1:49.028	+1.728	15:08:34.594
4	1:48.670	+1.370	15:10:23.264
5	1:48.491	+1.191	15:12:11.755
6	1:47.300		15:13:59.055
7	1:47.821	+0.521	15:15:46.876

Lap	Lap Tm	Diff	Time of Day
(34) Asgeir Borgemoen			
1	2:02.308	+9.321	15:04:58.801
2	1:54.492	+1.505	15:06:53.293
3	1:53.129	+0.142	15:08:46.422
4	1:52.987		15:10:39.409

NM Runde Rudskogen

GT4 - GT5

Rudskogen 3,217 Km

Final 1

16.06.2018 15:00

Race (9 Laps) started at 15:02:53

Lap	Lap Tm	Diff	Time of Day
p5	2:07.562	+14.575	15:12:46.971
6	3:43.927	+1:50.940	15:16:30.898
7	1:57.801	+4.814	15:18:28.699

(124) Martin Billerud

Lap	Lap Tm	Diff	Time of Day
1	1:55.477		15:04:52.172
p2	2:20.745	+25.268	15:07:12.917
3	11:35.058	+9:39.581	15:18:47.975

(49) Irene Solberg

Lap	Lap Tm	Diff	Time of Day
1	2:02.564		15:04:59.559
p2	2:14.492	+11.928	15:07:14.051

(15) Heidi Frydenhaug

Lap	Lap Tm	Diff	Time of Day
1	2:01.510		15:05:01.372
p2	2:20.649	+19.139	15:07:22.021

Lap	Lap Tm	Diff	Time of Day
-----	--------	------	-------------

Lap	Lap Tm	Diff	Time of Day
-----	--------	------	-------------

NM Runde Rudskogen

GT4 - GT5

Rudskogen 3,217 Km

Final 2

17.06.2018 13:30


Race (9 Laps)

15
24
135
22
245
20
485
18
145
16
115
14
12
49
10
34
8
84
6
414
4
454
2

5
23
85
21
35
19
125
17
335
15
155
13
11
124
9
94
7
704
5
114
3
234
1

12
11
10
9
8
7
6
5
4
3
2
1

POLE POSITION



NM Runde Rudskogen

GT4 - GT5

Rudskogen 3,217 Km

Final 2

--- New ---

17.06.2018 13:30

Race (9 Laps) started at 13:38:54

Pos	No.	Name	Entrant	Make	Nat./Club	Total Tm	Laps	Diff	Best Tm	Ø km/h
1	84	Alf Marius Loe Sandberg	Sandberg Motorsport	Toyota Altezza	NOR-NMK Solør	8:09.360	5		1:34.565	118,330
2	414	Jarle Velde	V&S Racing	Volvo S40	NOR-KNA Haugaland	8:20.839	5	11.479	1:38.921	115,618
3	704	Aksel Erik Busch		Chrysler Neon	NOR-KNA Oslo & Omeç	8:29.739	5	20.379	1:39.483	113,599
4	114	Oliver Andersen	Andersen Motorsport	Opel Kadett GT/E	NOR-KNA Rudskogen	8:31.669	5	22.309	1:40.065	113,171
5	454	Tom Heitmann		Audi A5 TDI	NOR-NMK Sandefjord	8:41.209	5	31.849	1:42.161	111,099
6	234	Vegard H Svendby		Toyota Altezza	NOR-NMK Solør	8:41.765	5	32.405	1:42.207	110,981
7	485	Erik Halvorsen		Volvo S40	NOR-NMK Kongsberg	9:00.504	5	51.144	1:45.059	107,133
8	145	Gunnar Fadum		Peugeot 206 GTI	NOR-NMK Aremark	9:02.219	5	52.859	1:46.096	106,794
9	335	Morten Langørgen		Porsche 944	NOR-PCN	9:08.114	5	58.754	1:47.303	105,646
10	115	Stian Theodorsen		Volvo 242	NOR-NMK Sarpsborg/R	9:08.933	5	59.573	1:47.665	105,488
11	35	Roar A. Bergerud		Peugeot 206 GTI	NOR-NMK Aurskog-Høel	9:09.137	5	59.777	1:46.467	105,449
12	125	Trond Brekke	Brekke Motorsport	Ford Fiesta ST	NOR-Amcar	9:10.988	5	1:01.628	1:46.546	105,095
13	5	Mia Kristiansen	Tommy	Peugeot 206 GTI	NOR-NMK Hamar	9:13.691	5	1:04.331	1:47.048	104,582
14	15	Heidi Frydenhaug	HE Racing	BMW 325Ti E36	NOR-NMK Solør	9:18.351	5	1:08.991	1:44.522	103,709
15	124	Martin Billerud	Billerud Motorsport	Volvo S40	NOR-NMK Solør	9:19.674	5	1:10.314	1:47.528	103,464
16	135	Nils Tore Brekke	Brekke Motorsport	Chrysler Neon	NOR-NMK Vest-Telemar	9:19.701	5	1:10.341	1:48.203	103,459
17	94	Lars Martin Mehammer	Dag Mehammer	Honda Civic	NOR-NMK Sandefjord	9:30.469	5	1:21.109	1:48.742	101,506
18	155	Kjetil Davidsen		Peugeot 206 GTI	NOR-NMK Aremark	7:44.467	4	1 Lap	1:49.602	99,738

Not classified (80% = 4 Laps)

DNF	34	Asgeir Borgemoen		Volvo S40	NOR-NMK Drammen	0.862		DNF		-
DNF	185	Hans Erik Eriksen		Peugeot 306	NOR-NMK Elverum			DNF		-
DNS	85	Kari Aamodt		Peugeot 306	NOR-NMK Elverum	7.585		DNS		-
DNS	49	Irene Solberg	Jaffa Racing	Porsche 944	NOR-PCN			DNS		-
DNS	245	William Skramrud-Thire						DNS		-

Margin of Victory	Ø km/h	Best Lap Tm	km/h	Best Lap by
11.479	118,330	1:34.565	122,468	84 - Alf Marius Loe Sandberg

Official Timing mwraceconsulting.com

Orbits

Timekeeping Victor Rosén:

Clerk of the course Geir Tyskeberget:

Steward Thomas Michelsen:

Secretary of the meeting Laila Tyskeberget:

Printed: 17.06.2018 15:18:48

NM Runde Rudskogen

GT4 - GT5

Rudskogen 3,217 Km

Final 2

--- New ---

17.06.2018 13:30

Race (9 Laps) started at 13:38:54

Pos	No.	Name	Entrant	Make	Nat./Club	Total Tm	Laps	Diff	Best Tm	Ø km/h
Norsk GT4										
1	84	Alf Marius Loe Sandberg	Sandberg Motorsport	Toyota Altezza	NOR-NMK Solør	8:09.360	5		1:34.565	118,330
2	414	Jarle Velde	V&S Racing	Volvo S40	NOR-KNA Haugaland	8:20.839	5	11.479	1:38.921	115,618
3	704	Aksel Erik Busch		Chrysler Neon	NOR-KNA Oslo & Omeç	8:29.739	5	20.379	1:39.483	113,599
4	114	Oliver Andersen	Andersen Motorsport	Opel Kadett GT/E	NOR-KNA Rudskogen	8:31.669	5	22.309	1:40.065	113,171
5	454	Tom Heitmann		Audi A5 TDI	NOR-NMK Sandefjord	8:41.209	5	31.849	1:42.161	111,099
6	234	Vegard H Svendby		Toyota Altezza	NOR-NMK Solør	8:41.765	5	32.405	1:42.207	110,981
7	124	Martin Billerud	Billerud Motorsport	Volvo S40	NOR-NMK Solør	9:19.674	5	1:10.314	1:47.528	103,464
8	94	Lars Martin Mehammer	Dag Mehammer	Honda Civic	NOR-NMK Sandefjord	9:30.469	5	1:21.109	1:48.742	101,506
Not classified (80% = 4 Laps)										
DNF	34	Asgeir Borgemoen		Volvo S40	NOR-NMK Drammen	0.862		DNF		-
DNS	49	Irene Solberg	Jaffa Racing	Porsche 944	NOR-PCN			DNS		-
Norsk GT5										
1	485	Erik Halvorsen		Volvo S40	NOR-NMK Kongsberg	9:00.504	5		1:45.059	107,133
2	145	Gunnar Fadum		Peugeot 206 GTI	NOR-NMK Aremark	9:02.219	5	1.715	1:46.096	106,794
3	335	Morten Langørgen		Porsche 944	NOR-PCN	9:08.114	5	7.610	1:47.303	105,646
4	115	Stian Theodorsen		Volvo 242	NOR-NMK Sarpsborg/R	9:08.933	5	8.429	1:47.665	105,488
5	35	Roar A. Bergerud		Peugeot 206 GTI	NOR-NMK Aurskog-Høl	9:09.137	5	8.633	1:46.467	105,449
6	125	Trond Brekke	Brekke Motorsport	Ford Fiesta ST	NOR-Amcar	9:10.988	5	10.484	1:46.546	105,095
7	5	Mia Kristiansen	Tommy	Peugeot 206 GTI	NOR-NMK Hamar	9:13.691	5	13.187	1:47.048	104,582
8	15	Heidi Frydenhaug	HE Racing	BMW 325Ti E36	NOR-NMK Solør	9:18.351	5	17.847	1:44.522	103,709
9	135	Nils Tore Brekke	Brekke Motorsport	Chrysler Neon	NOR-NMK Vest-Telemar	9:19.701	5	19.197	1:48.203	103,459
10	155	Kjetil Davidsen		Peugeot 206 GTI	NOR-NMK Aremark	7:44.467	4	1 Lap	1:49.602	99,738
Not classified (80% = 4 Laps)										
DNF	185	Hans Erik Eriksen		Peugeot 306	NOR-NMK Elverum			DNF		-
DNS	85	Kari Aamodt		Peugeot 306	NOR-NMK Elverum	7.585		DNS		-
DNS	245	William Skramrud-Thire						DNS		-

Margin of Victory	Ø km/h	Best Lap Tm	km/h	Best Lap by
11.479	118,330	1:34.565	122,468	84 - Alf Marius Loe Sandberg

Official Timing mwraceconsulting.com

Orbits

Timekeeping Victor Rosén:



Clerk of the course Geir Tyskeberget:

Steward Thomas Michelsen:

Secretary of the meeting Laila Tyskeberget:

L

NM Runde Rudskogen

GT4 - GT5

Rudskogen 3,217 Km

Final 2

17.06.2018 13:30

Race (9 Laps) started at 13:38:54

Lap	Lap Tm	Diff	Time of Day
(84) Alf Marius Loe Sandberg			
1	1:45.832	+11.267	13:40:41.885
2	1:36.542	+1.977	13:42:18.427
3	1:35.455	+0.890	13:43:53.882
4	1:34.565		13:45:28.447
5	1:35.585	+1.020	13:47:04.032
(414) Jarle Velde			
1	1:43.434	+4.513	13:40:38.969
2	1:38.941	+0.020	13:42:17.910
3	1:38.921		13:43:56.831
4	1:38.938	+0.017	13:45:35.769
5	1:39.742	+0.821	13:47:15.511
(704) Aksel Erik Busch			
1	1:48.056	+8.573	13:40:43.560
2	1:40.742	+1.259	13:42:24.302
3	1:39.483		13:44:03.785
4	1:40.582	+1.099	13:45:44.367
5	1:40.044	+0.561	13:47:24.411
(114) Oliver Andersen			
1	1:49.105	+9.040	13:40:44.385
2	1:41.603	+1.538	13:42:25.988
3	1:40.114	+0.049	13:44:06.102
4	1:40.065		13:45:46.167
5	1:40.174	+0.109	13:47:26.341
(454) Tom Heitmann			
1	1:50.000	+7.839	13:40:44.672
2	1:43.539	+1.378	13:42:28.211
3	1:43.125	+0.964	13:44:11.336
4	1:42.161		13:45:53.497
5	1:42.384	+0.223	13:47:35.881
(234) Vegard H Svendby			
1	1:50.359	+8.152	13:40:45.182
2	1:43.791	+1.584	13:42:28.973
3	1:42.857	+0.650	13:44:11.830
4	1:42.400	+0.193	13:45:54.230
5	1:42.207		13:47:36.437
(485) Erik Halvorsen			
1	1:49.846	+4.787	13:40:50.837
2	1:46.458	+1.399	13:42:37.295
3	1:45.059		13:44:22.354
4	1:47.280	+2.221	13:46:09.634
5	1:45.542	+0.483	13:47:55.176
(145) Gunnar Fadum			
1	1:48.864	+2.768	13:40:49.216
2	1:46.449	+0.353	13:42:35.665
3	1:46.096		13:44:21.761
4	1:48.629	+2.533	13:46:10.390
5	1:46.501	+0.405	13:47:56.891
(335) Morten Langørgen			
1	1:50.887	+3.584	13:40:51.579
2	1:47.824	+0.521	13:42:39.403
3	1:47.303		13:44:26.706
4	1:48.072	+0.769	13:46:14.778
5	1:48.008	+0.705	13:48:02.786
(115) Stian Theodorsen			
1	1:50.948	+3.283	13:40:49.760

Lap	Lap Tm	Diff	Time of Day
2	1:48.351	+0.686	13:42:38.111
3	1:47.665		13:44:25.776
4	1:48.854	+1.189	13:46:14.630
5	1:48.975	+1.310	13:48:03.605
(35) Roar A. Bergerud			
1	1:51.082	+4.615	13:40:52.640
2	1:49.053	+2.586	13:42:41.693
3	1:48.416	+1.949	13:44:30.109
4	1:46.467		13:46:16.576
5	1:47.233	+0.766	13:48:03.809
(125) Trond Brekke			
1	1:50.986	+4.440	13:40:52.137
2	1:50.233	+3.687	13:42:42.370
3	1:48.588	+2.042	13:44:30.958
4	1:48.156	+1.610	13:46:19.114
5	1:46.546		13:48:05.660
(5) Mia Kristiansen			
1	1:52.683	+5.635	13:40:54.437
2	1:48.443	+1.395	13:42:42.880
3	1:48.743	+1.695	13:44:31.623
4	1:49.692	+2.644	13:46:21.315
5	1:47.048		13:48:08.363
(15) Heidi Frydenhaug			
1	1:49.224	+4.702	13:40:51.764
2	1:55.239	+10.717	13:42:47.003
3	1:44.522		13:44:31.525
4	1:56.328	+11.806	13:46:27.853
5	1:45.170	+0.648	13:48:13.023
(124) Martin Billerud			
1	1:53.336	+5.808	13:40:50.432
2	1:48.383	+0.855	13:42:38.815
3	1:47.528		13:44:26.343
4	1:48.952	+1.424	13:46:15.295
5	1:59.051	+11.523	13:48:14.346
(135) Nils Tore Brekke			
1	1:52.649	+4.446	13:40:55.012
2	1:48.203		13:42:43.215
3	1:49.781	+1.578	13:44:32.996
4	1:50.659	+2.456	13:46:23.655
5	1:50.718	+2.515	13:48:14.373
(94) Lars Martin Mehammer			
1	1:52.758	+4.016	13:40:49.274
2	2:04.097	+15.355	13:42:53.371
3	1:48.742		13:44:42.113
4	1:52.055	+3.313	13:46:34.168
5	1:50.973	+2.231	13:48:25.141
(155) Kjetil Davidsen			
1	1:51.326	+1.724	13:40:51.485
2	1:49.915	+0.313	13:42:41.400
3	1:49.602		13:44:31.002
4	2:08.137	+18.535	13:46:39.139

Lap	Lap Tm	Diff	Time of Day
-----	--------	------	-------------

NM Runde Rudskogen

GT4 - GT5

Rudskogen 3,217 Km

Final 3

17.06.2018 15:30

Race (9 Laps)

245	85	12
24	23	
155	135	11
22	21	
15	5	10
20	19	
485	145	9
18	17	
335	115	8
16	15	
35	125	7
14	13	
12	11	6
49	34	5
10	9	
94	124	4
8	7	
84	414	3
6	5	
704	114	2
4	3	
454	234	1
2	1	

POLE POSITION

NM Runde Rudskogen

GT4 - GT5

Rudskogen 3,217 Km

Final 3

17.06.2018 15:30

Race (9 Laps) started at 16:02:12

Pos	No.	Name	Entrant	Make	Nat./Club	Total Tm	Laps	Diff	Best Tm	Ø km/h
1	84	Alf Marius Loe Sandberg	Sandberg Motorsport	Toyota Altezza	NOR-NMK Solør	17:34.079	9		1:44.689	98,883
2	414	Jarle Velde	V&S Racing	Volvo S40	NOR-KNA Haugaland	17:45.209	9	11.130	1:47.388	97,850
3	114	Oliver Andersen	Andersen Motorsport	Opel Kadett GT/E	NOR-KNA Rudskogen	17:47.081	9	13.002	1:45.636	97,678
4	454	Tom Heitmann		Audi A5 TDI	NOR-NMK Sandefjord	17:51.345	9	17.266	1:47.596	97,290
5	15	Heidi Frydenhaug	HE Racing	BMW 325Ti E36	NOR-NMK Solør	18:07.942	9	33.863	1:50.959	95,805
6	485	Erik Halvorsen		Volvo S40	NOR-NMK Kongsberg	18:08.652	9	34.573	1:50.631	95,743
7	234	Vegard H Svendby		Toyota Altezza	NOR-NMK Solør	18:10.141	9	36.062	1:48.321	95,612
8	35	Roar A. Bergerud		Peugeot 206 GTI	NOR-NMK Aurskog-Høel	18:19.365	9	45.286	1:54.857	94,810
9	125	Trond Brekke	Brekke Motorsport	Ford Fiesta ST	NOR-Amcar	18:19.881	9	45.802	1:54.579	94,766
10	145	Gunnar Fadum		Peugeot 206 GTI	NOR-NMK Aremark	18:24.818	9	50.739	1:53.736	94,342
11	335	Morten Langørgen		Porsche 944	NOR-PCN	18:26.858	9	52.779	1:55.480	94,168
12	155	Kjetil Davidsen		Peugeot 206 GTI	NOR-NMK Aremark	18:27.606	9	53.527	1:55.476	94,105
13	135	Nils Tore Brekke	Brekke Motorsport	Chrysler Neon	NOR-NMK Vest-Telemar	18:28.017	9	53.938	1:54.101	94,070
14	115	Stian Theodorsen		Volvo 242	NOR-NMK Sarpsborg/R	18:28.160	9	54.081	1:54.038	94,058
15	5	Mia Kristiansen	Tommy	Peugeot 206 GTI	NOR-NMK Hamar	18:29.487	9	55.408	1:54.099	93,945
16	94	Lars Martin Mehammer	Dag Mehammer	Honda Civic	NOR-NMK Sandefjord	18:31.063	9	56.984	1:53.339	93,812

Not classified (80% = 7 Laps)

DNF	704	Aksel Erik Busch		Chrysler Neon	NOR-KNA Oslo & Omeç	7:36.761	3	DNF	1:59.039	76,065
DNS	185	Hans Erik Eriksen		Peugeot 306	NOR-NMK Elverum	28.889		DNF		-
DNS	85	Kari Aamodt		Peugeot 306	NOR-NMK Elverum			DNF		-
DNS	124	Martin Billerud	Billerud Motorsport	Volvo S40	NOR-NMK Solør			DNF		-
DNS	34	Asgeir Borgemoen		Volvo S40	NOR-NMK Drammen			DNF		-
DNS	49	Irene Solberg	Jaffa Racing	Porsche 944	NOR-PCN			DNF		-
DNS	245	William Skramrud-Thire						DNF		-

Margin of Victory	Ø km/h	Best Lap Tm	km/h	Best Lap by
11.130	98,883	1:44.689	110,625	84 - Alf Marius Loe Sandberg

Official Timing mwraceconsulting.com

Orbits

Timekeeping Victor Rosén:

Clerk of the course Geir Tyskeberget:

Steward Thomas Michelsen:

Secretary of the meeting Laila Tyskeberget:

Printed: 17.06.2018 16:24:49

NM Runde Rudskogen

GT4 - GT5

Rudskogen 3,217 Km

Final 3

17.06.2018 15:30

Race (9 Laps) started at 16:02:12

Pos	No.	Name	Entrant	Make	Nat./Club	Total Tm	Laps	Diff	Best Tm	Ø km/h
Norsk GT4										
1	84	Alf Marius Loe Sandberg	Sandberg Motorsport	Toyota Altezza	NOR-NMK Solør	17:34.079	9		1:44.689	98,883
2	414	Jarle Velde	V&S Racing	Volvo S40	NOR-KNA Haugaland	17:45.209	9	11.130	1:47.388	97,850
3	114	Oliver Andersen	Andersen Motorsport	Opel Kadett GT/E	NOR-KNA Rudskogen	17:47.081	9	13.002	1:45.636	97,678
4	454	Tom Heitmann		Audi A5 TDI	NOR-NMK Sandefjord	17:51.345	9	17.266	1:47.596	97,290
5	234	Vegard H Svendby		Toyota Altezza	NOR-NMK Solør	18:10.141	9	36.062	1:48.321	95,612
6	94	Lars Martin Mehammer	Dag Mehammer	Honda Civic	NOR-NMK Sandefjord	18:31.063	9	56.984	1:53.339	93,812
Not classified (80% = 7 Laps)										
DNF	704	Aksel Erik Busch		Chrysler Neon	NOR-KNA Oslo & Omeç	7:36.761	3	DNF	1:59.039	76,065
DNS	124	Martin Billerud	Billerud Motorsport	Volvo S40	NOR-NMK Solør			DNF		-
DNS	34	Asgeir Borgemoen		Volvo S40	NOR-NMK Drammen			DNF		-
DNS	49	Irene Solberg	Jaffa Racing	Porsche 944	NOR-PCN			DNF		-
Norsk GT5										
1	15	Heidi Frydenhaug	HE Racing	BMW 325Ti E36	NOR-NMK Solør	18:07.942	9		1:50.959	95,805
2	485	Erik Halvorsen		Volvo S40	NOR-NMK Kongsberg	18:08.652	9	0.710	1:50.631	95,743
3	35	Roar A. Bergerud		Peugeot 206 GTI	NOR-NMK Aurskog-Høel	18:19.365	9	11.423	1:54.857	94,810
4	125	Trond Brekke	Brekke Motorsport	Ford Fiesta ST	NOR-Amcar	18:19.881	9	11.939	1:54.579	94,766
5	145	Gunnar Fadum		Peugeot 206 GTI	NOR-NMK Aremark	18:24.818	9	16.876	1:53.736	94,342
6	335	Morten Langørgen		Porsche 944	NOR-PCN	18:26.858	9	18.916	1:55.480	94,168
7	155	Kjetil Davidsen		Peugeot 206 GTI	NOR-NMK Aremark	18:27.606	9	19.664	1:55.476	94,105
8	135	Nils Tore Brekke	Brekke Motorsport	Chrysler Neon	NOR-NMK Vest-Telemar	18:28.017	9	20.075	1:54.101	94,070
9	115	Stian Theodorsen		Volvo 242	NOR-NMK Sarpsborg/R	18:28.160	9	20.218	1:54.038	94,058
10	5	Mia Kristiansen	Tommy	Peugeot 206 GTI	NOR-NMK Hamar	18:29.487	9	21.545	1:54.099	93,945
Not classified (80% = 7 Laps)										
DNS	185	Hans Erik Eriksen		Peugeot 306	NOR-NMK Elverum	28.889		DNF		-
DNS	85	Kari Aamodt		Peugeot 306	NOR-NMK Elverum			DNF		-
DNS	245	William Skramrud-Thire						DNF		-

Margin of Victory	Ø km/h	Best Lap Tm	km/h	Best Lap by
11.130	98,883	1:44.689	110,625	84 - Alf Marius Loe Sandberg

Official Timing mwraceconsulting.com Orbits

Timekeeping Victor Rosén:

Clerk of the course Geir Tyskeberget:

Steward Thomas Michelsen:

Secretary of the meeting Laila Tyskeberget:

Printed: 17.06.2018 16:25:10



