

# NM Runde Rudskogen

GT+ GT1 GT2 GT3

Rudskogen 3,217 Km

Qualifying

16.06.2018 10:30

Qualifying (15:00 Time) started at 10:30:10

Pos	No.	Name	Entrant	Make	Nat./Club	Laps	Best Tm	Diff	In Lap	2nd Best
1	101	<b>Joakim Ottersen</b>	Ottersen Racing	Opel Vectra DTM	NOR-KNA Oslo & Ome	6	1:22.472		5	1:24.556
2	131	<b>Jan-Hroar Bjørklund</b>		Audi A4	NOR-NMK Drammen	8	1:26.589	4.117	2	1:27.380
3	911	<b>Pål Berg</b>	Brobekk Bil AS	Porsche 997 RST	NOR-PCN	5	1:27.267	4.795	5	1:28.153
4	343	<b>Olav Rygge</b>		Audi TT RS	NOR-KNA Indre Ytre Ø	4	1:28.724	6.252	2	1:29.221
5	31	<b>Dagfinn Larsen</b>		Ginetta G50	NOR-NSK	4	1:28.880	6.408	2	1:29.744
6	32	<b>Jarl Nilsen</b>	DNF	Dodge Viper	NOR-KNA Klepp MSP	7	1:29.572	7.100	5	1:30.644
7	112	<b>Frode Alhaug</b>		Chevrolet Corvett	NOR-KNA Vålerbanen	7	1:29.635	7.163	5	1:29.730
8	443	<b>Thomas Nielsen</b>		Audi TTS	NOR-KNA Oslo & Ome	7	1:31.097	8.625	6	1:32.033
9	123	<b>Per Støldal</b>	Fresh Mote AS	Audi TT RS	NOR-NMK Sandefjord	3	1:31.525	9.053	1	1:32.247
10	63	<b>Richard Green</b>	Green Racing	Porsche 996 Cup	AUS-PCN	8	1:32.815	10.343	8	1:33.424
11	333	<b>Inge Gulbrandsen</b>		BMW M3 E36	NOR-KNA Eiker	7	1:34.758	12.286	6	1:35.684
12	102	<b>Jørgen Skaug</b>		Chevrolet Corvett	NOR-AMCAR	1			0	
13	583	<b>Anders von Essen</b>		SEAT Leon Super	NOR-KNA				0	

# NM Runde Rudskogen

GT+ GT1 GT2 GT3

Rudskogen 3,217 Km

Qualifying

16.06.2018 10:30

Qualifying (15:00 Time) started at 10:30:10

Pos	No.	Name	Entrant	Make	Nat./Club	Laps	Best Tm	Diff In Lap	2nd Best
Norsk GT+									
1	101	<b>Joakim Ottersen</b>	Ottersen Racing	Opel Vectra DTM	NOR-KNA Oslo & Ome	6	1:22.472		5 1:24.556
Norsk GT1									
1	131	<b>Jan-Hroar Bjørklund</b>		Audi A4	NOR-NMK Drammen	8	1:26.589		2 1:27.380
2	911	<b>Pål Berg</b>	Brobekk Bil AS	Porsche 997 RST	NOR-PCN	5	1:27.267	0.678	5 1:28.153
3	31	<b>Dagfinn Larsen</b>		Ginetta G50	NOR-NSK	4	1:28.880	2.291	2 1:29.744
Norsk GT2									
1	32	<b>Jarl Nilsen</b>	DNF	Dodge Viper	NOR-KNA Klepp MSP	7	1:29.572		5 1:30.644
2	112	<b>Frode Alhaug</b>		Chevrolet Corvett	NOR-KNA Vålerbanen	7	1:29.635	0.063	5 1:29.730
3	102	<b>Jørgen Skaug</b>		Chevrolet Corvett	NOR-AMCAR	1			0
Norsk GT3									
1	343	<b>Olav Rygge</b>		Audi TT RS	NOR-KNA Indre Ytre Ø	4	1:28.724		2 1:29.221
2	443	<b>Thomas Nielsen</b>		Audi TTS	NOR-KNA Oslo & Ome	7	1:31.097	2.373	6 1:32.033
3	123	<b>Per Støldal</b>	Fresh Mote AS	Audi TT RS	NOR-NMK Sandefjord	3	1:31.525	2.801	1 1:32.247
4	63	<b>Richard Green</b>	Green Racing	Porsche 996 Cup	AUS-PCN	8	1:32.815	4.091	8 1:33.424
5	333	<b>Inge Gulbrandsen</b>		BMW M3 E36	NOR-KNA Eiker	7	1:34.758	6.034	6 1:35.684
6	583	<b>Anders von Essen</b>		SEAT Leon Super	NOR-KNA				0

# NM Runde Rudskogen

GT+ GT1 GT2 GT3

Rudskogen 3,217 Km

Qualifying

16.06.2018 10:30

Qualifying (15:00 Time) started at 10:30:10

Lap	Lap Tm	Diff	Time of Day
<b>(101) Joakim Ottersen</b>			
1	1:29.455	+6.983	10:34:34.712
2	1:24.556	+2.084	10:35:59.268
3	1:24.801	+2.329	10:37:24.069
4	1:27.812	+5.340	10:38:51.881
5	1:22.472		10:40:14.353
p6	1:42.285	+19.813	10:41:56.638
<b>(131) Jan-Hroar Bjørklund</b>			
1	1:28.523	+1.934	10:34:04.824
2	1:26.589		10:35:31.413
3	1:27.380	+0.791	10:36:58.793
4	1:28.150	+1.561	10:38:26.943
5	1:28.224	+1.635	10:39:55.167
6	1:28.140	+1.551	10:41:23.307
7	1:29.458	+2.869	10:42:52.765
p8	1:58.321	+31.732	10:44:51.086
<b>(911) Pål Berg</b>			
1	1:29.094	+1.827	10:34:24.935
2	1:30.881	+3.614	10:35:55.816
3	1:28.153	+0.886	10:37:23.969
4	1:33.097	+5.830	10:38:57.066
5	1:27.267		10:40:24.333
<b>(343) Olav Rygge</b>			
1	1:29.795	+1.071	10:33:53.790
2	1:28.724		10:35:22.514
3	1:29.221	+0.497	10:36:51.735
p4	1:53.837	+25.113	10:38:45.572
<b>(31) Dagfinn Larsen</b>			
1	1:33.044	+4.164	10:34:41.206
2	1:28.880		10:36:10.086
3	1:29.744	+0.864	10:37:39.830
p4	2:00.582	+31.702	10:39:40.412
<b>(32) Jarl Nilsen</b>			
1	1:31.463	+1.891	10:34:28.494
2	1:31.583	+2.011	10:36:00.077
3	1:32.335	+2.763	10:37:32.412
4	1:30.796	+1.224	10:39:03.208
5	1:29.572		10:40:32.780
6	1:30.644	+1.072	10:42:03.424
p7	2:07.409	+37.837	10:44:10.833
<b>(112) Frode Alhaug</b>			
1	1:37.516	+7.881	10:34:34.401
2	1:31.121	+1.486	10:36:05.522
3	1:29.730	+0.095	10:37:35.252
4	1:30.555	+0.920	10:39:05.807
5	1:29.635		10:40:35.442
6	1:31.068	+1.433	10:42:06.510
p7	1:54.804	+25.169	10:44:01.314
<b>(443) Thomas Nielsen</b>			
1	1:44.327	+13.230	10:34:23.922
2	1:43.280	+12.183	10:36:07.202
3	1:32.033	+0.936	10:37:39.235
4	1:32.105	+1.008	10:39:11.340
5	1:32.185	+1.088	10:40:43.525
6	1:31.097		10:42:14.622
p7	1:47.872	+16.775	10:44:02.494
<b>(123) Per Støldal</b>			

Lap	Lap Tm	Diff	Time of Day
1	1:31.525		10:33:57.576
2	1:32.247	+0.722	10:35:29.823
p3	2:11.753	+40.228	10:37:41.576
<b>(63) Richard Green</b>			
1	1:33.750	+0.935	10:34:13.326
2	1:33.519	+0.704	10:35:46.845
3	1:33.623	+0.808	10:37:20.468
4	1:38.443	+5.628	10:38:58.911
5	1:33.424	+0.609	10:40:32.335
6	1:37.495	+4.680	10:42:09.830
7	1:37.587	+4.772	10:43:47.417
8	1:32.815		10:45:20.232
<b>(333) Inge Gulbrandsen</b>			
1	1:36.655	+1.897	10:34:19.861
2	1:35.684	+0.926	10:35:55.545
3	1:36.952	+2.194	10:37:32.497
4	1:36.678	+1.920	10:39:09.175
5	1:35.694	+0.936	10:40:44.869
6	1:34.758		10:42:19.627
p7	1:59.040	+24.282	10:44:18.667
<b>(102) Jørgen Skaug</b>			
p1	3:19.965	3:57:34.810	10:36:49.669

Lap	Lap Tm	Diff	Time of Day
-----	--------	------	-------------

**NM Runde Rudskogen**

GT+ GT1 GT2 GT3

Rudskogen 3,217 Km


Final 1

16.06.2018 15:30

Race (9 Laps)

--- New v2 ---

583	333	9
18	17	
63	123	8
16	15	
443	343	7
14	13	
12		6
	11	
	102	5
10	9	
112	32	4
8	7	
		3
6	5	
31	911	2
4	3	
131	101	1
2	1	
	POLE POSITION	



# NM Runde Rudskogen

GT+ GT1 GT2 GT3

Rudskogen 3,217 Km

Final 1 --- New --- 16.06.2018 15:30

Race (8 Laps) started at 15:37:45

Pos	No.	Name	Entrant	Make	Nat./Club	Total Tm	Laps	Diff	Best Tm	Ø km/h
1	101	<b>Joakim Ottersen</b>	Ottersen Racing	Opel Vectra DTM	NOR-KNA Oslo & Omeç	11:09.137	<b>8</b>		1:21.684	138,461
2	131	<b>Jan-Hroar Bjørklund</b>		Audi A4	NOR-NMK Drammen	11:53.084	<b>8</b>	43.947	1:27.257	129,928
3	31	<b>Dagfinn Larsen</b>		Ginetta G50	NOR-NSK	11:59.634	<b>8</b>	50.497	1:28.504	128,745
4	32	<b>Jarl Nilsen</b>	DNF	Dodge Viper	NOR-KNA Klepp MSP	12:10.108	<b>8</b>	1:00.971	1:30.466	126,898
5	343	<b>Olav Rygge</b>		Audi TT RS	NOR-KNA Indre Ytre Ø.	12:12.578	<b>8</b>	1:03.441	1:29.212	126,471
6	911	<b>Pål Berg</b>	Brobekk Bil AS	Porsche 997 RST	NOR-PCN	12:19.836	<b>8</b>	1:10.699	1:26.800	125,230
7	123	<b>Per Støldal</b>	Fresh Mote AS	Audi TT RS	NOR-NMK Sandefjord	12:32.198	<b>8</b>	1:23.061	1:32.032	123,172
8	63	<b>Richard Green</b>	Green Racing	Porsche 996 Cup	AUS-PCN	12:34.502	<b>8</b>	1:25.365	1:32.853	122,796
9	333	<b>Inge Gulbrandsen</b>		BMW M3 E36	NOR-KNA Eiker	11:19.033	<b>7</b>	1 Lap	1:34.730	119,388
Not classified (80% = 6 Laps)										
DNF	112	<b>Frode Alhaug</b>		Chevrolet Corvette Z01	NOR-KNA Vålerbanen	3:18.416	<b>2</b>	DNF	1:32.618	116,737
DNF	443	<b>Thomas Nielsen</b>		Audi TTS	NOR-KNA Oslo & Omeç	1:37.622	<b>1</b>	DNF	1:34.408	118,633
DNS	102	<b>Jørgen Skaug</b>		Chevrolet Corvette Z01	NOR-AMCAR			DNS		-
DNS	583	<b>Anders von Essen</b>		SEAT Leon Supercopa	NOR-KNA			DNS		-

## Announcements

No. 131 Jump start, 5 Sec penalty

Margin of Victory	Ø km/h	Best Lap Tm	km/h	Best Lap by
43.947	138,461	1:21.684	141,781	101 - Joakim Ottersen

Official Timing [mwraceconsulting.com](http://mwraceconsulting.com)

Orbits

Timekeeping Victor Rosén:

Clerk of the course Geir Tyskeberget:

Steward Thomas Michelsen:

Secretary of the meeting Laila Tyskeberget:

L

# NM Runde Rudskogen

GT+ GT1 GT2 GT3

Rudskogen 3,217 Km

Final 1

--- New ---

16.06.2018 15:30

Race (8 Laps) started at 15:37:45

Pos	No.	Name	Entrant	Make	Nat./Club	Total Tm	Laps	Diff	Best Tm	Ø km/h
Norsk GT+										
1	101	<b>Joakim Ottersen</b>	Ottersen Racing	Opel Vectra DTM	NOR-KNA Oslo & Omeç	11:09.137	<b>8</b>		1:21.684	138,461
2	131	<b>Jan-Hroar Bjørklund</b>		Audi A4	NOR-NMK Drammen	11:53.084	<b>8</b>	43.947	1:27.257	129,928
Norsk GT1										
1	31	<b>Dagfinn Larsen</b>		Ginetta G50	NOR-NSK	11:59.634	<b>8</b>		1:28.504	128,745
2	911	<b>Pål Berg</b>	Brobekk Bil AS	Porsche 997 RST	NOR-PCN	12:19.836	<b>8</b>	20.202	1:26.800	125,230
Norsk GT2										
1	32	<b>Jarl Nilsen</b>	DNF	Dodge Viper	NOR-KNA Klepp MSP	12:10.108	<b>8</b>		1:30.466	126,898
Not classified (80% = 6 Laps)										
DNF	112	<b>Frode Alhaug</b>		Chevrolet Corvette Z01	NOR-KNA Vålerbanen	3:18.416	<b>2</b>	DNF	1:32.618	116,737
DNS	102	<b>Jørgen Skaug</b>		Chevrolet Corvette Z01	NOR-AMCAR			DNF		-
Norsk GT3										
1	343	<b>Olav Rygge</b>		Audi TT RS	NOR-KNA Indre Ytre Ø.	12:12.578	<b>8</b>		1:29.212	126,471
2	123	<b>Per Støldal</b>	Fresh Mote AS	Audi TT RS	NOR-NMK Sandefjord	12:32.198	<b>8</b>	19.620	1:32.032	123,172
3	63	<b>Richard Green</b>	Green Racing	Porsche 996 Cup	AUS-PCN	12:34.502	<b>8</b>	21.924	1:32.853	122,796
4	333	<b>Inge Gulbrandsen</b>		BMW M3 E36	NOR-KNA Eiker	11:19.033	<b>7</b>	1 Lap	1:34.730	119,388
Not classified (80% = 6 Laps)										
DNF	443	<b>Thomas Nielsen</b>		Audi TTS	NOR-KNA Oslo & Omeç	1:37.622	<b>1</b>	DNF	1:34.408	118,633
DNS	583	<b>Anders von Essen</b>		SEAT Leon Supercopa	NOR-KNA			DNF		-

## Announcements


No. 131 Jump start, 5 Sec penalty

Margin of Victory	Ø km/h	Best Lap Tm	km/h	Best Lap by
43.947	138,461	1:21.684	141,781	101 - Joakim Ottersen

Official Timing [mwraceconsulting.com](http://mwraceconsulting.com)

Orbits

Timekeeping Victor Rosén:



Clerk of the course Geir Tyskeberget:

Steward Thomas Michelsen:

Secretary of the meeting Laila Tyskeberget:

Printed: 17.06.2018 08:50:51

# NM Runde Rudskogen

GT+ GT1 GT2 GT3

Rudskogen 3,217 Km

Final 1

16.06.2018 15:30

Race (8 Laps) started at 15:37:45

Lap	Lap Tm	Diff	Time of Day
<b>(101) Joakim Ottersen</b>			
1	1:25.618	+3.934	15:39:11.953
2	1:22.060	+0.376	15:40:34.013
3	1:21.684		15:41:55.697
4	1:21.758	+0.074	15:43:17.455
5	1:24.166	+2.482	15:44:41.621
6	1:24.291	+2.607	15:46:05.912
7	1:24.521	+2.837	15:47:30.433
8	1:24.703	+3.019	15:48:55.136
<b>(131) Jan-Hroar Bjørklund</b>			
1	1:30.141	+2.884	15:39:16.140
2	1:27.753	+0.496	15:40:43.893
3	1:27.330	+0.073	15:42:11.223
4	1:27.257		15:43:38.480
5	1:28.204	+0.947	15:45:06.684
6	1:29.368	+2.111	15:46:36.052
7	1:28.300	+1.043	15:48:04.352
8	1:29.731	+2.474	15:49:34.083
<b>(31) Dagfinn Larsen</b>			
1	1:31.672	+3.168	15:39:18.888
2	1:28.689	+0.185	15:40:47.577
3	1:28.504		15:42:16.081
4	1:28.838	+0.334	15:43:44.919
5	1:29.448	+0.944	15:45:14.367
6	1:29.437	+0.933	15:46:43.804
7	1:30.194	+1.690	15:48:13.998
8	1:31.635	+3.131	15:49:45.633
<b>(32) Jarl Nilsen</b>			
1	1:32.012	+1.546	15:39:20.590
2	1:30.491	+0.025	15:40:51.081
3	1:30.896	+0.430	15:42:21.977
4	1:30.619	+0.153	15:43:52.596
5	1:30.480	+0.014	15:45:23.076
6	1:30.466		15:46:53.542
7	1:30.643	+0.177	15:48:24.185
8	1:31.922	+1.456	15:49:56.107
<b>(343) Olav Rygge</b>			
1	1:32.783	+3.571	15:39:21.939
2	1:31.537	+2.325	15:40:53.476
3	1:29.212		15:42:22.688
4	1:30.531	+1.319	15:43:53.219
5	1:30.391	+1.179	15:45:23.610
6	1:30.548	+1.336	15:46:54.158
7	1:32.591	+3.379	15:48:26.749
8	1:31.828	+2.616	15:49:58.577
<b>(911) Pål Berg</b>			
1	1:30.795	+3.995	15:39:18.037
2	1:27.374	+0.574	15:40:45.411
3	1:26.800		15:42:12.211
4	1:27.083	+0.283	15:43:39.294
5	1:27.737	+0.937	15:45:07.031
6	1:28.854	+2.054	15:46:35.885
7	1:28.984	+2.184	15:48:04.869
8	2:00.966	+34.166	15:50:05.835
<b>(123) Per Støldal</b>			
1	1:36.249	+4.217	15:39:26.028
2	1:32.813	+0.781	15:40:58.841
3	1:32.032		15:42:30.873
4	1:32.964	+0.932	15:44:03.837

Lap	Lap Tm	Diff	Time of Day
5	1:32.613	+0.581	15:45:36.450
6	1:32.868	+0.836	15:47:09.318
7	1:33.180	+1.148	15:48:42.498
8	1:35.699	+3.667	15:50:18.197
<b>(63) Richard Green</b>			
1	1:37.257	+4.404	15:39:26.983
2	1:33.860	+1.007	15:41:00.843
3	1:33.462	+0.609	15:42:34.305
4	1:33.937	+1.084	15:44:08.242
5	1:33.281	+0.428	15:45:41.523
6	1:33.098	+0.245	15:47:14.621
7	1:33.027	+0.174	15:48:47.648
8	1:32.853		15:50:20.501
<b>(333) Inge Gulbrandsen</b>			
1	1:37.470	+2.740	15:39:27.751
2	1:35.065	+0.335	15:41:02.816
3	1:34.738	+0.008	15:42:37.554
4	1:35.731	+1.001	15:44:13.285
5	1:34.730		15:45:48.015
6	1:36.892	+2.162	15:47:24.907
7	1:40.125	+5.395	15:49:05.032
<b>(112) Frode Alhaug</b>			
1	1:32.618		15:39:21.311
p2	1:43.104	+10.486	15:41:04.415
<b>(443) Thomas Nielsen</b>			
1	1:34.408		15:39:23.621

Lap	Lap Tm	Diff	Time of Day
-----	--------	------	-------------

**NM Runde Rudskogen**

GT+ GT1 GT2 GT3

Rudskogen 3,217 Km


Final 2

--- New ---

17.06.2018 14:00

Race (9 Laps)

583	343	10
20	19	
123	63	9
18	17	
333	443	8
16	15	
14	13	7
	102	6
12	11	
32	112	5
10	9	
8	7	4
31	911	3
6	5	
4	3	2
131	101	1
2	1	
	POLE POSITION	





# NM Runde Rudskogen

GT+ GT1 GT2 GT3

Rudskogen 3,217 Km

Final 2

17.06.2018 14:00

Race (9 Laps) started at 15:34:37

Pos	No.	Name	Entrant	Make	Nat./Club	Total Tm	Laps	Diff	Best Tm	Ø km/h
1	101	<b>Joakim Ottersen</b>	Ottersen Racing	Opel Vectra DTM	NOR-KNA Oslo & Omeç	15:21.918	<b>9</b>		1:41.363	113,059
2	911	<b>Pål Berg</b>	Brobekk Bil AS	Porsche 997 RST	NOR-PCN	15:55.557	<b>9</b>	33.639	1:44.484	109,079
3	123	<b>Per Støldal</b>	Fresh Mote AS	Audi TT RS	NOR-NMK Sandefjord	15:57.515	<b>9</b>	35.597	1:44.776	108,856
4	343	<b>Olav Rygge</b>		Audi TT RS	NOR-KNA Indre Ytre Ø.	16:01.102	<b>9</b>	39.184	1:43.404	108,449
5	32	<b>Jarl Nilsen</b>	DNF	Dodge Viper	NOR-KNA Klepp MSP	16:20.187	<b>9</b>	58.269	1:47.582	106,338
6	63	<b>Richard Green</b>	Green Racing	Porsche 996 Cup	AUS-PCN	16:28.116	<b>9</b>	1:06.198	1:47.719	105,484
7	131	<b>Jan-Hroar Bjørklund</b>		Audi A4	NOR-NMK Drammen	16:37.869	<b>9</b>	1:15.951	1:45.548	104,453
8	333	<b>Inge Gulbrandsen</b>		BMW M3 E36	NOR-KNA Eiker	16:50.886	<b>9</b>	1:28.968	1:50.516	103,108
9	31	<b>Dagfinn Larsen</b>		Ginetta G50	NOR-NSK	15:31.318	<b>8</b>	1 Lap	1:52.174	99,482
10	583	<b>Anders von Essen</b>		SEAT Leon Supercopa	NOR-KNA	15:50.644	<b>8</b>	1 Lap	1:53.217	97,460

Not classified (80% = 7 Laps)

DNS	112	<b>Frode Alhaug</b>		Chevrolet Corvette Z01	NOR-KNA Vålerbanen			DNS		-
DNS	102	<b>Jørgen Skaug</b>		Chevrolet Corvette Z01	NOR-AMCAR			DNS		-
DNS	443	<b>Thomas Nielsen</b>		Audi TTS	NOR-KNA Oslo & Omeç			DNS		-

Margin of Victory	Ø km/h	Best Lap Tm	km/h	Best Lap by
33.639	113,059	1:41.363	114,255	101 - Joakim Ottersen

Official Timing [mwraceconsulting.com](http://mwraceconsulting.com)

Orbits

Timekeeping Victor Rosén:

Clerk of the course Geir Tyskeberget:

Steward Thomas Michelsen:

Secretary of the meeting Laila Tyskeberget:

Printed: 17.06.2018 15:51:41

# NM Runde Rudskogen

GT+ GT1 GT2 GT3

Rudskogen 3,217 Km

Final 2

17.06.2018 14:00

Race (9 Laps) started at 15:34:37

Pos	No.	Name	Entrant	Make	Nat./Club	Total Tm	Laps	Diff	Best Tm	Ø km/h
Norsk GT+										
1	101	<b>Joakim Ottersen</b>	Ottersen Racing	Opel Vectra DTM	NOR-KNA Oslo & Omeç	15:21.918	<b>9</b>		1:41.363	113,059
2	131	<b>Jan-Hroar Bjørklund</b>		Audi A4	NOR-NMK Drammen	16:37.869	<b>9</b>	1:15.951	1:45.548	104,453
Norsk GT1										
1	911	<b>Pål Berg</b>	Brobekk Bil AS	Porsche 997 RST	NOR-PCN	15:55.557	<b>9</b>		1:44.484	109,079
2	31	<b>Dagfinn Larsen</b>		Ginetta G50	NOR-NSK	15:31.318	<b>8</b>	1 Lap	1:52.174	99,482
Norsk GT2										
1	32	<b>Jarl Nilsen</b>	DNF	Dodge Viper	NOR-KNA Klepp MSP	16:20.187	<b>9</b>		1:47.582	106,338
Not classified (80% = 7 Laps)										
DNS	112	<b>Frode Alhaug</b>		Chevrolet Corvette Z01	NOR-KNA Vålerbanen				DNS	-
DNS	102	<b>Jørgen Skaug</b>		Chevrolet Corvette Z01	NOR-AMCAR				DNS	-
Norsk GT3										
1	123	<b>Per Støldal</b>	Fresh Mote AS	Audi TT RS	NOR-NMK Sandefjord	15:57.515	<b>9</b>		1:44.776	108,856
2	343	<b>Olav Rygge</b>		Audi TT RS	NOR-KNA Indre Ytre Ø.	16:01.102	<b>9</b>	3.587	1:43.404	108,449
3	63	<b>Richard Green</b>	Green Racing	Porsche 996 Cup	AUS-PCN	16:28.116	<b>9</b>	30.601	1:47.719	105,484
4	333	<b>Inge Gulbrandsen</b>		BMW M3 E36	NOR-KNA Eiker	16:50.886	<b>9</b>	53.371	1:50.516	103,108
5	583	<b>Anders von Essen</b>		SEAT Leon Supercopa	NOR-KNA	15:50.644	<b>8</b>	1 Lap	1:53.217	97,460
Not classified (80% = 7 Laps)										
DNS	443	<b>Thomas Nielsen</b>		Audi TTS	NOR-KNA Oslo & Omeç				DNS	-

Margin of Victory	Ø km/h	Best Lap Tm	km/h	Best Lap by
33.639	113,059	1:41.363	114,255	101 - Joakim Ottersen

Official Timing [mwraceconsulting.com](http://mwraceconsulting.com)

Orbits

Timekeeping Victor Rosén:

Clerk of the course Geir Tyskeberget:

Steward Thomas Michelsen:

Secretary of the meeting Laila Tyskeberget:

Printed: 17.06.2018 15:52:24

# NM Runde Rudskogen

GT+ GT1 GT2 GT3

Rudskogen 3,217 Km

Final 2

17.06.2018 14:00

Race (9 Laps) started at 15:34:37

Lap	Lap Tm	Diff	Time of Day
<b>(101) Joakim Ottersen</b>			
1	1:43.913	+2.550	15:36:21.048
2	1:41.650	+0.287	15:38:02.698
3	1:41.363		15:39:44.061
4	1:42.138	+0.775	15:41:26.199
5	1:42.291	+0.928	15:43:08.490
6	1:43.915	+2.552	15:44:52.405
7	1:42.080	+0.717	15:46:34.485
8	1:41.973	+0.610	15:48:16.458
9	1:42.595	+1.232	15:49:59.053

Lap	Lap Tm	Diff	Time of Day
<b>(911) Pål Berg</b>			
1	1:49.806	+5.322	15:36:28.575
2	1:46.630	+2.146	15:38:15.205
3	1:45.684	+1.200	15:40:00.889
4	1:45.755	+1.271	15:41:46.644
5	1:45.900	+1.416	15:43:32.544
6	1:44.844	+0.360	15:45:17.388
7	1:44.484		15:47:01.872
8	1:45.805	+1.321	15:48:47.677
9	1:45.015	+0.531	15:50:32.692

Lap	Lap Tm	Diff	Time of Day
<b>(123) Per Støldal</b>			
1	1:51.297	+6.521	15:36:31.837
2	1:44.860	+0.084	15:38:16.697
3	1:44.776		15:40:01.473
4	1:45.960	+1.184	15:41:47.433
5	1:45.630	+0.854	15:43:33.063
6	1:45.222	+0.446	15:45:18.285
7	1:45.401	+0.625	15:47:03.686
8	1:45.767	+0.991	15:48:49.453
9	1:45.197	+0.421	15:50:34.650

Lap	Lap Tm	Diff	Time of Day
<b>(343) Olav Rygge</b>			
1	1:53.992	+10.588	15:36:34.545
2	1:44.526	+1.122	15:38:19.071
3	1:47.216	+3.812	15:40:06.287
4	1:47.412	+4.008	15:41:53.699
5	1:47.691	+4.287	15:43:41.390
6	1:43.404		15:45:24.794
7	1:44.645	+1.241	15:47:09.439
8	1:45.154	+1.750	15:48:54.593
9	1:43.644	+0.240	15:50:38.237

Lap	Lap Tm	Diff	Time of Day
<b>(32) Jarl Nilsen</b>			
1	1:50.497	+2.915	15:36:30.242
2	1:47.582		15:38:17.824
3	1:48.092	+0.510	15:40:05.916
4	1:47.793	+0.211	15:41:53.709
5	1:49.450	+1.868	15:43:43.159
6	1:47.792	+0.210	15:45:30.951
7	1:48.286	+0.704	15:47:19.237
8	1:48.774	+1.192	15:49:08.011
9	1:49.311	+1.729	15:50:57.322

Lap	Lap Tm	Diff	Time of Day
<b>(63) Richard Green</b>			
1	1:53.978	+6.259	15:36:34.110
2	1:49.132	+1.413	15:38:23.242
3	1:49.853	+2.134	15:40:13.095
4	1:49.124	+1.405	15:42:02.219
5	1:48.916	+1.197	15:43:51.135
6	1:48.708	+0.989	15:45:39.843
7	1:47.719		15:47:27.562
8	1:49.156	+1.437	15:49:16.718
9	1:48.533	+0.814	15:51:05.251

Lap	Lap Tm	Diff	Time of Day
<b>(131) Jan-Hroar Bjørklund</b>			
1	1:50.170	+4.622	15:36:27.308
2	1:46.054	+0.506	15:38:13.362
3	1:45.548		15:39:58.910
4	1:46.902	+1.354	15:41:45.812
5	2:00.719	+15.171	15:43:46.531
6	1:45.556	+0.008	15:45:32.087
7	2:09.481	+23.933	15:47:41.568
8	1:47.229	+1.681	15:49:28.797
9	1:46.207	+0.659	15:51:15.004

Lap	Lap Tm	Diff	Time of Day
<b>(333) Inge Gulbrandsen</b>			
1	1:57.392	+6.876	15:36:37.684
2	1:51.145	+0.629	15:38:28.829
3	1:50.516		15:40:19.345
4	1:50.652	+0.136	15:42:09.997
5	1:52.082	+1.566	15:44:02.079
6	1:50.675	+0.159	15:45:52.754
7	1:52.050	+1.534	15:47:44.804
8	1:52.206	+1.690	15:49:37.010
9	1:51.011	+0.495	15:51:28.021

Lap	Lap Tm	Diff	Time of Day
<b>(31) Dagfinn Larsen</b>			
1	2:11.832	+19.658	15:36:50.652
2	1:55.388	+3.214	15:38:46.040
3	1:52.393	+0.219	15:40:38.433
4	1:54.139	+1.965	15:42:32.572
5	1:54.372	+2.198	15:44:26.944
6	1:53.735	+1.561	15:46:20.679
7	1:52.174		15:48:12.853
8	1:55.600	+3.426	15:50:08.453

Lap	Lap Tm	Diff	Time of Day
<b>(583) Anders von Essen</b>			
1	1:58.020	+4.803	15:36:38.951
2	1:57.939	+4.722	15:38:36.890
3	1:53.217		15:40:30.107
4	1:54.743	+1.526	15:42:24.850
5	1:57.383	+4.166	15:44:22.233
6	2:01.790	+8.573	15:46:24.023
7	2:02.169	+8.952	15:48:26.192
8	2:01.587	+8.370	15:50:27.779

Lap	Lap Tm	Diff	Time of Day
-----	--------	------	-------------

**NM Runde Rudskogen**

GT+ GT1 GT2 GT3


Rudskogen 3,217 Km

Final 3

17.06.2018 16:30

Race (9 Laps)

443	123	10
20	19	
343	63	9
18	17	
333	583	8
16	15	
14	13	7
12	112	6
102	11	5
10	32	5
8	7	4
911	31	3
6	5	
4	3	2
101	131	1
2	1	
	POLE POSITION	



# NM Runde Rudskogen

GT+ GT1 GT2 GT3

Rudskogen 3,217 Km

Final 3

17.06.2018 16:30

Race (9 Laps) started at 17:03:06

Pos	No.	Name	Entrant	Make	Nat./Club	Total Tm	Laps	Diff	Best Tm	Ø km/h
1	101	<b>Joakim Ottersen</b>	Ottersen Racing	Opel Vectra DTM	NOR-KNA Oslo & Omeç	12:41.597	<b>9</b>		1:21.901	136,858
2	131	<b>Jan-Hroar Bjørklund</b>		Audi A4	NOR-NMK Drammen	13:17.913	<b>9</b>	36.316	1:27.601	130,629
3	31	<b>Dagfinn Larsen</b>		Ginetta G50	NOR-NSK	13:35.815	<b>9</b>	54.218	1:28.471	127,763
4	32	<b>Jarl Nilsen</b>	DNF	Dodge Viper	NOR-KNA Klepp MSP	13:43.758	<b>9</b>	1:02.161	1:29.806	126,531
5	343	<b>Olav Rygge</b>		Audi TT RS	NOR-KNA Indre Ytre Ø.	13:44.301	<b>9</b>	1:02.704	1:29.925	126,447
6	123	<b>Per Støldal</b>	Fresh Mote AS	Audi TT RS	NOR-NMK Sandefjord	14:11.155	<b>9</b>	1:29.558	1:32.189	122,458
7	583	<b>Anders von Essen</b>		SEAT Leon Supercopa	NOR-KNA	14:13.207	<b>9</b>	1:31.610	1:31.920	122,164
8	63	<b>Richard Green</b>	Green Racing	Porsche 996 Cup	AUS-PCN	12:48.610	<b>8</b>	1 Lap	1:34.835	120,542
9	333	<b>Inge Gulbrandsen</b>		BMW M3 E36	NOR-KNA Eiker	13:06.014	<b>8</b>	1 Lap	1:35.828	117,873
Not classified (80% = 7 Laps)										
DNF	911	<b>Pål Berg</b>	Brobekk Bil AS	Porsche 997 RST	NOR-PCN	5:56.718	<b>4</b>	DNF	1:27.846	129,864
DNS	102	<b>Jørgen Skaug</b>		Chevrolet Corvette Z01	NOR-AMCAR			DNF		-
DNS	112	<b>Frode Alhaug</b>		Chevrolet Corvette Z01	NOR-KNA Vålerbanen			DNF		-
DNS	443	<b>Thomas Nielsen</b>		Audi TTS	NOR-KNA Oslo & Omeç			DNF		-

Margin of Victory	Ø km/h	Best Lap Tm	km/h	Best Lap by
36.316	136,858	1:21.901	141,405	101 - Joakim Ottersen

Official Timing [mwraceconsulting.com](http://mwraceconsulting.com)

Orbits

Timekeeping Victor Rosén:

Clerk of the course Geir Tyskeberget:

Steward Thomas Michelsen:

Secretary of the meeting Laila Tyskeberget:

Printed: 17.06.2018 17:18:20

# NM Runde Rudskogen

GT+ GT1 GT2 GT3

Rudskogen 3,217 Km

Final 3

17.06.2018 16:30

Race (9 Laps) started at 17:03:06

Pos	No.	Name	Entrant	Make	Nat./Club	Total Tm	Laps	Diff	Best Tm	Ø km/h
Norsk GT+										
1	101	<b>Joakim Ottersen</b>	Ottersen Racing	Opel Vectra DTM	NOR-KNA Oslo & Omeç	12:41.597	<b>9</b>		1:21.901	136,858
2	131	<b>Jan-Hroar Bjørklund</b>		Audi A4	NOR-NMK Drammen	13:17.913	<b>9</b>	36.316	1:27.601	130,629
Norsk GT1										
1	31	<b>Dagfinn Larsen</b>		Ginetta G50	NOR-NSK	13:35.815	<b>9</b>		1:28.471	127,763
Not classified (80% = 7 Laps)										
DNF	911	<b>Pål Berg</b>	Brobekk Bil AS	Porsche 997 RST	NOR-PCN	5:56.718	<b>4</b>	DNF	1:27.846	129,864
Norsk GT2										
1	32	<b>Jarl Nilsen</b>	DNF	Dodge Viper	NOR-KNA Klepp MSP	13:43.758	<b>9</b>		1:29.806	126,531
Not classified (80% = 7 Laps)										
DNS	102	<b>Jørgen Skaug</b>		Chevrolet Corvette Z01	NOR-AMCAR			DNF		-
DNS	112	<b>Frode Alhaug</b>		Chevrolet Corvette Z01	NOR-KNA Vålerbanen			DNF		-
Norsk GT3										
1	343	<b>Olav Rygge</b>		Audi TT RS	NOR-KNA Indre Ytre Ø.	13:44.301	<b>9</b>		1:29.925	126,447
2	123	<b>Per Støldal</b>	Fresh Mote AS	Audi TT RS	NOR-NMK Sandefjord	14:11.155	<b>9</b>	26.854	1:32.189	122,458
3	583	<b>Anders von Essen</b>		SEAT Leon Supercopa	NOR-KNA	14:13.207	<b>9</b>	28.906	1:31.920	122,164
4	63	<b>Richard Green</b>	Green Racing	Porsche 996 Cup	AUS-PCN	12:48.610	<b>8</b>	1 Lap	1:34.835	120,542
5	333	<b>Inge Gulbrandsen</b>		BMW M3 E36	NOR-KNA Eiker	13:06.014	<b>8</b>	1 Lap	1:35.828	117,873
Not classified (80% = 7 Laps)										
DNS	443	<b>Thomas Nielsen</b>		Audi TTS	NOR-KNA Oslo & Omeç			DNF		-

Margin of Victory	Ø km/h	Best Lap Tm	km/h	Best Lap by
36.316	136,858	1:21.901	141,405	101 - Joakim Ottersen

Official Timing [mwraceconsulting.com](http://mwraceconsulting.com)

Orbits

Timekeeping Victor Rosén:

Clerk of the course Geir Tyskeberget:

Steward Thomas Michelsen:

Secretary of the meeting Laila Tyskeberget:

L

# NM Runde Rudskogen

GT+ GT1 GT2 GT3

Rudskogen 3,217 Km

Final 3

17.06.2018 16:30

Race (9 Laps) started at 17:03:06

Lap	Lap Tm	Diff	Time of Day
<b>(101) Joakim Ottersen</b>			
1	1:28.142	+6.241	17:04:34.507
2	1:22.285	+0.384	17:05:56.792
3	1:25.686	+3.785	17:07:22.478
4	1:21.901		17:08:44.379
5	1:22.118	+0.217	17:10:06.497
6	1:27.638	+5.737	17:11:34.135
7	1:24.579	+2.678	17:12:58.714
8	1:24.434	+2.533	17:14:23.148
9	1:24.717	+2.816	17:15:47.865

Lap	Lap Tm	Diff	Time of Day
<b>(131) Jan-Hroar Bjørklund</b>			
1	1:31.469	+3.868	17:04:37.737
2	1:28.393	+0.792	17:06:06.130
3	1:27.601		17:07:33.731
4	1:28.213	+0.612	17:09:01.944
5	1:28.086	+0.485	17:10:30.030
6	1:28.936	+1.335	17:11:58.966
7	1:28.338	+0.737	17:13:27.304
8	1:27.817	+0.216	17:14:55.121
9	1:29.060	+1.459	17:16:24.181

Lap	Lap Tm	Diff	Time of Day
<b>(31) Dagfinn Larsen</b>			
1	1:32.937	+4.466	17:04:40.337
2	1:28.471		17:06:08.808
3	1:29.422	+0.951	17:07:38.230
4	1:29.296	+0.825	17:09:07.526
5	1:30.505	+2.034	17:10:38.031
6	1:31.052	+2.581	17:12:09.083
7	1:31.249	+2.778	17:13:40.332
8	1:29.909	+1.438	17:15:10.241
9	1:31.842	+3.371	17:16:42.083

Lap	Lap Tm	Diff	Time of Day
<b>(32) Jarl Nilsen</b>			
1	1:33.149	+3.343	17:04:41.210
2	1:29.806		17:06:11.016
3	1:30.997	+1.191	17:07:42.013
4	1:30.200	+0.394	17:09:12.213
5	1:30.400	+0.594	17:10:42.613
6	1:31.377	+1.571	17:12:13.990
7	1:30.399	+0.593	17:13:44.389
8	1:32.450	+2.644	17:15:16.839
9	1:33.187	+3.381	17:16:50.026

Lap	Lap Tm	Diff	Time of Day
<b>(343) Olav Rygge</b>			
1	1:37.195	+7.270	17:04:46.742
2	1:30.314	+0.389	17:06:17.056
3	1:29.957	+0.032	17:07:47.013
4	1:30.361	+0.436	17:09:17.374
5	1:30.296	+0.371	17:10:47.670
6	1:30.438	+0.513	17:12:18.108
7	1:29.925		17:13:48.033
8	1:30.319	+0.394	17:15:18.352
9	1:32.217	+2.292	17:16:50.569

Lap	Lap Tm	Diff	Time of Day
<b>(123) Per Støldal</b>			
1	1:37.825	+5.636	17:04:47.681
2	1:33.216	+1.027	17:06:20.897
3	1:32.189		17:07:53.086
4	1:32.511	+0.322	17:09:25.597
5	1:34.206	+2.017	17:10:59.803
6	1:33.940	+1.751	17:12:33.743
7	1:33.573	+1.384	17:14:07.316
8	1:34.284	+2.095	17:15:41.600
9	1:35.823	+3.634	17:17:17.423

Lap	Lap Tm	Diff	Time of Day
<b>(583) Anders von Essen</b>			
1	1:37.353	+5.433	17:04:46.549
2	1:33.387	+1.467	17:06:19.936
3	1:31.920		17:07:51.856
4	1:33.259	+1.339	17:09:25.115
5	1:34.271	+2.351	17:10:59.386
6	1:35.615	+3.695	17:12:35.001
7	1:34.829	+2.909	17:14:09.830
8	1:34.798	+2.878	17:15:44.628
9	1:34.847	+2.927	17:17:19.475

Lap	Lap Tm	Diff	Time of Day
<b>(63) Richard Green</b>			
1	1:39.636	+4.801	17:04:49.082
2	1:35.077	+0.242	17:06:24.159
3	1:35.105	+0.270	17:07:59.264
4	1:34.835		17:09:34.099
5	1:35.039	+0.204	17:11:09.138
6	1:34.870	+0.035	17:12:44.008
7	1:35.167	+0.332	17:14:19.175
8	1:35.703	+0.868	17:15:54.878

Lap	Lap Tm	Diff	Time of Day
<b>(333) Inge Gulbrandsen</b>			
1	1:41.453	+5.625	17:04:50.707
2	1:36.235	+0.407	17:06:26.942
3	1:35.828		17:08:02.770
4	1:36.224	+0.396	17:09:38.994
5	1:37.481	+1.653	17:11:16.475
6	1:36.747	+0.919	17:12:53.222
7	1:38.180	+2.352	17:14:31.402
8	1:40.880	+5.052	17:16:12.282

Lap	Lap Tm	Diff	Time of Day
<b>(911) Pål Berg</b>			
1	1:31.350	+3.504	17:04:38.759
2	1:28.217	+0.371	17:06:06.976
3	1:28.164	+0.318	17:07:35.140
4	1:27.846		17:09:02.986

Lap	Lap Tm	Diff	Time of Day
-----	--------	------	-------------