



STCC Anderstorp

Formula Renault 1.6

Anderstorp 4,025 Km

Test

2015-05-29 09:40

Practice (30:00 Time) started at 9:53:19

Pos	No.	Name	Entrant	Make	Nat./Club	Laps	Best Tm	Diff	In Lap	2nd Best
1	77	Laurents Hörr	Dutt Motorsport	Formula Renault	GER-	12	1:38.790		10	1:39.172
2	3	Linus Lundqvist	Team TIDÖ	Formula Renault	SWE-KAK	13	1:39.161	0.371	8	1:39.269
3	4	Oliver Söderström	PWR Junior Team	Formula Renault	SWE-KAK	12	1:39.319	0.529	10	1:39.606
4	9	Reuben Kressner		Formula Renault	SWE-Järfälla MK	12	1:39.660	0.870	11	1:39.819
5	50	Juuso Puhakka	Finndrive	Formula Renault	FIN-VihUA Vihdin Urhe	12	1:39.948	1.158	10	1:40.135
6	47	Robert Svensson	Svensson Racing	Formula Renault	SWE-SMK Söderhamn	5	1:39.960	1.170	4	1:41.010
7	8	Ilmari Korpivaara	Finndrive	Formula Renault	FIN-EMSC Espoo Moto	12	1:40.034	1.244	6	1:40.710
8	67	Robin Fredriksson		Formula Renault	SWE-SMK Örebro	11	1:40.874	2.084	9	1:41.235
9	27	Edward Jonasson	Sundahl Racing	Formula Renault	SWE-Kalmar	13	1:42.066	3.276	11	1:42.524



STCC Anderstorp

Formula Renault 1.6

Anderstorp 4,025 Km

Test

2015-05-29 09:40

Practice (30:00 Time) started at 9:53:19

Lap	Time of Day	Lap Tm	Diff	S1 Tm	S2 Tm	S3 Tm
(77) Laurents Hörr						
1	9:57:49.204	1:47.660	+8.870	28.662	45.915	33.083
2	9:59:30.580	1:41.376	+2.586	27.057	44.146	30.173
3	10:01:10.913	1:40.333	+1.543	26.804	43.456	30.073
4	10:02:51.207	1:40.294	+1.504	26.658	43.550	30.086
5	10:04:30.836	1:39.629	+0.839	26.646	42.920	30.063
6	10:06:10.874	1:40.038	+1.248	26.673	42.994	30.371
p7	10:07:49.462	1:38.588	-0.202	1:09.701		
8	10:12:04.444	4:14.982	+2:36.192		3:15.557	1:28.312
9	10:13:44.696	1:40.252	+1.462	1:09.732	57.936	1:13.623
10	10:15:23.486	1:38.790		1:09.101	56.920	1:12.390
11	10:17:02.658	1:39.172	+0.382	1:09.288	56.167	1:12.694
p12	10:18:56.894	1:54.236	+15.446		57.723	

(3) Linus Lundqvist						
1	9:57:29.492	1:52.207	+13.046	28.651	50.242	33.314
2	9:59:15.209	1:45.717	+6.556	27.645	46.282	31.790
3	10:00:57.530	1:42.321	+3.160	26.946	44.648	30.727
4	10:02:39.210	1:41.680	+2.519	26.959	44.353	30.368
5	10:04:19.309	1:40.099	+0.938	26.701	43.458	29.940
6	10:05:58.996	1:39.687	+0.526	26.605	43.241	29.841
7	10:07:38.265	1:39.269	+0.108	1:09.588		1:12.668
8	10:09:17.426	1:39.161		1:09.503	56.345	1:12.497
p9	10:11:00.485	1:43.059	+3.898	1:09.383	56.200	
10	10:14:22.987	3:22.502	+1:43.341	2:42.563	2:41.545	1:14.633
11	10:16:02.795	1:39.808	+0.647	1:10.225	57.366	1:12.468
p12	10:17:48.767	1:45.972	+6.811	1:10.983	56.361	
p13	10:21:01.028	3:12.261	+1:33.100		58.408	

(4) Oliver Söderström						
1	9:57:08.068	1:43.915	+4.596	26.916	45.922	31.077
2	9:58:48.846	1:40.778	+1.459	26.517	44.119	30.142
3	10:00:28.690	1:39.844	+0.525	26.530	43.450	29.864
4	10:02:08.330	1:39.640	+0.321	26.744	43.134	29.762
5	10:03:48.304	1:39.974	+0.655	26.843	43.184	29.947
p6	10:05:26.656	1:38.352	-0.967	26.699	43.179	
7	10:09:38.537	4:11.881	+2:32.562			1:16.018
8	10:11:19.094	1:40.557	+1.238	1:10.334	57.031	1:13.842
9	10:12:59.313	1:40.219	+0.900	1:10.201	57.078	1:13.364
10	10:14:38.632	1:39.319		1:09.438	56.688	1:12.649
11	10:16:18.238	1:39.606	+0.287	1:09.484	56.444	1:13.043
p12	10:18:00.175	1:41.937	+2.618	1:10.194	56.884	

(9) Reuben Kressner						
1	9:57:00.075	1:47.413	+7.753	27.871	47.313	32.229
2	9:58:43.656	1:43.581	+3.921	27.553	45.103	30.925
3	10:00:24.965	1:41.309	+1.649	27.025	44.129	30.155
4	10:02:05.077	1:40.112	+0.452	26.824	43.232	30.056
5	10:03:45.547	1:40.470	+0.810	26.915	43.362	30.193
6	10:05:25.765	1:40.218	+0.558	26.802	43.013	30.403
p7	10:07:06.605	1:40.840	+1.180	26.726		
8	10:11:57.591	4:50.986	+3:11.326		4:02.282	1:19.804
9	10:13:38.238	1:40.647	+0.987	1:09.996	57.065	1:13.839
10	10:15:18.057	1:39.819	+0.159	1:09.920	57.522	1:12.948
11	10:16:57.717	1:39.660		1:09.588	56.710	1:12.849
p12	10:18:52.322	1:54.605	+14.945		58.481	

(50) Juuso Puhakka						
1	9:57:09.197	1:46.252	+6.304	27.510	46.831	31.911
2	9:58:50.855	1:41.658	+1.710	26.784	44.141	30.733
3	10:00:32.152	1:41.297	+1.349	26.835	43.901	30.561
4	10:02:13.116	1:40.964	+1.016	26.906	43.734	30.324
5	10:03:54.324	1:41.208	+1.260	26.765	43.574	30.869
p6	10:05:34.248	1:39.924	-0.024	26.627	43.021	
7	10:10:07.649	4:33.401	+2:53.453			1:15.701
8	10:11:48.046	1:40.397	+0.449	1:10.292	57.077	1:13.709
9	10:13:28.367	1:40.321	+0.373	1:10.357	56.714	1:13.712
10	10:15:08.315	1:39.948		1:09.805	56.675	1:13.237
11	10:16:48.450	1:40.135	+0.187	1:09.733	56.811	1:13.467
p12	10:18:37.311	1:48.861	+8.913		57.405	

(47) Robert Svensson						
1	9:56:51.889	1:46.022	+6.062	27.598	46.522	31.902

Lap	Time of Day	Lap Tm	Diff	S1 Tm	S2 Tm	S3 Tm
2	9:58:34.070	1:42.181	+2.221	26.940	44.923	30.318
3	10:00:15.080	1:41.010	+1.050	26.600	44.150	30.260
4	10:01:55.040	1:39.960		26.771	43.367	29.822
p5	10:03:52.201	1:57.161	+17.201	26.724	53.058	
(8) Ilmari Korpivaara						
1	9:57:40.190	1:53.454	+13.420	29.626	50.191	33.637
2	9:59:26.166	1:45.976	+5.942	27.671	46.501	31.804
3	10:01:09.996	1:43.830	+3.796	27.082	45.512	31.236
4	10:02:52.763	1:42.767	+2.733	26.933	45.294	30.540
5	10:04:33.618	1:40.855	+0.821	26.778	44.130	29.947
6	10:06:13.652	1:40.034		26.875	43.442	29.717
7	10:07:54.362	1:40.710	+0.676	1:10.528		1:13.818
p8	10:09:38.061	1:43.699	+3.665	1:10.899	57.244	
9	10:14:22.155	4:44.094	+3:04.060		3:58.959	1:17.935
10	10:16:05.270	1:43.115	+3.081	1:13.053	59.665	1:14.220
11	10:17:50.570	1:45.300	+5.266	1:12.037	57.040	1:18.322
p12	10:20:03.441	2:12.871	+32.837	31.152	1:01.112	

(67) Robin Fredriksson						
1	9:57:11.618	1:46.575	+5.701	27.952	46.330	32.293
2	9:58:55.486	1:43.868	+2.994	27.349	45.319	31.200
3	10:00:37.760	1:42.274	+1.400	27.292	44.519	30.463
4	10:02:19.402	1:41.642	+0.768	27.067	44.144	30.431
5	10:04:01.303	1:41.901	+1.027	27.104	44.307	30.490
p6	10:05:43.001	1:41.698	+0.824	27.088	43.907	
7	10:11:30.375	5:47.374	+4:06.500			1:17.121
8	10:13:11.610	1:41.235	+0.361	1:10.855	57.990	1:14.162
9	10:14:52.484	1:40.874		1:10.519	57.301	1:13.953
10	10:16:33.845	1:41.361	+0.487	1:10.718	57.286	1:14.430
p11	10:18:19.539	1:45.694	+4.820		57.734	

(27) Edward Jonasson						
1	9:57:49.976	1:56.579	+14.513	30.505	50.762	35.312
2	9:59:39.040	1:49.064	+6.998	28.513	47.959	32.592
3	10:01:25.575	1:46.535	+4.469	27.679	46.731	32.125
4	10:03:10.040	1:44.465	+2.399	27.753	45.073	31.639
5	10:04:53.482	1:43.442	+1.376	27.341	44.770	31.331
6	10:06:37.110	1:43.628	+1.562	27.189	45.050	31.389
7	10:08:19.634	1:42.524	+0.458	1:11.468		1:15.405
8	10:10:02.668	1:43.034	+0.968	1:11.412	58.062	1:16.028
9	10:11:45.526	1:42.858	+0.792	1:12.011	58.764	1:15.716
10	10:13:31.442	1:45.916	+3.850	1:15.056	57.912	1:18.851
11	10:15:13.508	1:42.066		1:11.456	57.848	1:15.078
12	10:16:57.329	1:43.821	+1.755	1:12.469	57.457	1:16.974
p13	10:19:00.605	2:03.276	+21.210		1:00.718	



STCC Anderstorp

Formula Renault 1.6

Anderstorp 4,025 Km

Qualifying

2015-05-29 15:15

Qualifying (20:00 Time) started at 15:15:05

Pos	No.	Name	Entrant	Make	Nat./Club	Laps	Best Tm	Diff	In Lap	2nd Bes
1	77	Laurents Hörr	Dutt Motorsport	Formula Renault	GER-	7	1:38.414		6	1:38.421
2	3	Linus Lundqvist	Team TIDÖ	Formula Renault	SWE-KAK	10	1:38.485	0.071	8	1:38.569
3	47	Robert Svensson	Svensson Racing	Formula Renault	SWE-SMK Söderhamn	8	1:38.674	0.260	6	1:38.757
4	4	Oliver Söderström	PWR Junior Team	Formula Renault	SWE-KAK	11	1:38.674	0.260	8	1:38.732
5	8	Ilmari Korpivaara	Finndrive	Formula Renault	FIN-EMSC Espoo Moto	11	1:38.692	0.278	7	1:38.740
6	50	Juuso Puhakka	Finndrive	Formula Renault	FIN-VihUA Vihdin Urhe	11	1:38.774	0.360	7	1:38.923
7	9	Reuben Kressner		Formula Renault	SWE-Järfälla MK	10	1:39.254	0.840	6	1:39.379
8	67	Robin Fredriksson		Formula Renault	SWE-SMK Örebro	11	1:39.706	1.292	5	1:40.037
9	44	Rasmus Ericsson	Lyrän Racing	Formula Renault	SWE-MAK	11	1:40.857	2.443	8	1:41.235
10	27	Edward Jonasson	Sundahl Racing	Formula Renault	SWE-Kalmar	10	1:43.349	4.935	7	1:43.682
11	22	Julia Holgersson	PWR Racing Team	Formula Renault 1	SWE-	10	1:47.441	9.027	10	1:47.449

Announcements

Weather: cloudy 13 degrees, dry track

These results are provisional until the conclusion of any judicial and technical matters!



STCC Anderstorp

Formula Renault 1.6

Anderstorp 4,025 Km

Qualifying

2015-05-29 15:15

Qualifying (20:00 Time) started at 15:15:05

Lap	Time of Day	Lap Tm	Diff	S1 Tm	S2 Tm	S3 Tm
(77) Laurents Hörr						
1	15:20:13.907	1:42.138	+3.724	27.457	44.118	30.563
2	15:21:54.028	1:40.121	+1.707	26.993	43.132	29.996
3	15:23:34.329	1:40.301	+1.887	26.636	43.595	30.070
4	15:25:12.750	1:38.421	+0.007	26.498	42.267	29.656
5	15:26:51.311	1:38.561	+0.147	26.630	42.378	29.553
6	15:28:29.725	1:38.414		26.483	42.354	29.577
p7	15:30:29.825	2:00.100	+21.686	26.652	51.284	

(3) Linus Lundqvist						
1	15:19:19.399	1:42.154	+3.669	27.243	44.763	30.148
2	15:20:59.625	1:40.226	+1.741	26.937	43.482	29.807
3	15:22:38.826	1:39.201	+0.716	26.783	42.834	29.584
4	15:24:17.609	1:38.783	+0.298	26.614	42.648	29.521
5	15:25:56.178	1:38.569	+0.084	26.778	42.377	29.414
p6	15:27:36.175	1:39.997	+1.512	26.656	42.243	
7	15:30:40.968	3:04.793	+1:26.308		43.791	29.584
8	15:32:19.453	1:38.485		26.690	42.345	29.450
9	15:33:58.171	1:38.718	+0.233	26.539	42.742	29.437
10	15:35:36.947	1:38.776	+0.291	26.466	42.840	29.470

(47) Robert Svensson						
1	15:18:55.656	1:40.901	+2.227	26.912	44.278	29.711
2	15:20:35.181	1:39.525	+0.851	26.723	43.017	29.785
3	15:22:14.160	1:38.979	+0.305	26.768	42.558	29.653
4	15:23:52.917	1:38.757	+0.083	26.783	42.577	29.397
5	15:25:31.793	1:38.876	+0.202	26.739	42.763	29.374
6	15:27:10.467	1:38.674		26.767	42.358	29.549
7	15:28:57.630	1:47.163	+8.489	31.989	45.362	29.812
8	15:30:43.810	1:46.180	+7.506	26.812	49.834	29.534

(4) Oliver Söderström						
1	15:19:21.962	1:43.061	+4.387	27.096	44.614	31.351
2	15:21:01.552	1:39.590	+0.916	26.877	42.826	29.887
3	15:22:41.004	1:39.452	+0.778	26.836	42.695	29.921
4	15:24:20.335	1:39.331	+0.657	26.667	42.834	29.830
5	15:26:01.021	1:40.686	+2.012	26.748	44.228	29.710
6	15:27:40.317	1:39.296	+0.622	26.961	42.530	29.805
7	15:29:19.049	1:38.732	+0.058	26.717	42.389	29.626
8	15:30:57.723	1:38.674		26.726	42.326	29.622
9	15:32:37.754	1:40.031	+1.357	26.654	43.309	30.068
10	15:34:20.423	1:42.669	+3.995	26.786	45.105	30.778
11	15:36:03.644	1:43.221	+4.547	28.809	43.574	30.838

(8) Ilmari Korpivaara						
1	15:19:03.336	1:41.711	+3.019	27.337	44.217	30.157
2	15:20:43.453	1:40.117	+1.425	26.827	43.261	30.029
3	15:22:23.335	1:39.882	+1.190	26.744	43.323	29.815
4	15:24:02.492	1:39.157	+0.465	26.790	42.892	29.475
5	15:25:41.620	1:39.128	+0.436	26.729	42.827	29.572
6	15:27:20.465	1:38.845	+0.153	26.789	42.512	29.544
7	15:28:59.157	1:38.692		26.729	42.494	29.469
8	15:30:37.897	1:38.740	+0.048	26.684	42.566	29.490
9	15:32:17.240	1:39.343	+0.651	26.680	42.825	29.838
10	15:33:56.298	1:39.058	+0.366	26.712	42.685	29.661
11	15:35:35.225	1:38.927	+0.235	26.701	42.675	29.551

(50) Juuso Puhakka						
1	15:18:57.017	1:42.902	+4.128	27.389	45.203	30.310
2	15:20:37.200	1:40.183	+1.409	26.971	43.107	30.105
3	15:22:16.774	1:39.574	+0.800	26.995	42.752	29.827
4	15:23:55.777	1:39.003	+0.229	26.902	42.428	29.673
5	15:25:34.733	1:38.956	+0.182	26.848	42.356	29.752
6	15:27:14.748	1:40.015	+1.241	27.204	42.939	29.872
7	15:28:53.522	1:38.774		26.723	42.267	29.784
8	15:30:32.728	1:39.206	+0.432	26.776	42.737	29.693
9	15:32:11.651	1:38.923	+0.149	26.776	42.129	30.018
10	15:33:52.705	1:41.054	+2.280	26.951	43.050	31.053
11	15:35:32.184	1:39.479	+0.705	26.773	42.932	29.774

(9) Reuben Kressner						
1	15:19:01.873	1:45.220	+5.966	27.312	44.070	33.838
2	15:20:42.111	1:40.238	+0.984	27.270	43.107	29.861

Lap	Time of Day	Lap Tm	Diff	S1 Tm	S2 Tm	S3 Tm
3	15:22:24.876	1:42.765	+3.511	27.220	45.240	30.305
4	15:24:04.764	1:39.888	+0.634	26.986	43.039	29.863
5	15:25:44.143	1:39.379	+0.125	27.030	42.737	29.612
6	15:27:23.397	1:39.254		26.852	42.819	29.583
p7	15:29:03.696	1:40.299	+1.045	26.984	43.193	
8	15:31:49.623	2:45.927	+1:06.673		43.250	29.920
9	15:33:30.490	1:40.867	+1.613	26.861	44.046	29.960
10	15:35:10.292	1:39.802	+0.548	26.871	43.341	29.590

(67) Robin Fredriksson						
1	15:19:08.745	1:42.935	+3.229	27.457	44.798	30.680
2	15:20:49.869	1:41.124	+1.418	27.143	43.650	30.331
3	15:22:30.684	1:40.815	+1.109	26.960	43.502	30.353
4	15:24:10.721	1:40.037	+0.331	26.909	43.118	30.010
5	15:25:50.427	1:39.706		26.855	42.850	30.001
6	15:27:31.287	1:40.860	+1.154	27.006	43.399	30.455
7	15:29:11.769	1:40.482	+0.776	26.994	43.305	30.183
8	15:30:53.205	1:41.436	+1.730	26.877	44.142	30.417
9	15:32:35.122	1:41.917	+2.211	26.951	44.657	30.309
10	15:34:16.975	1:41.853	+2.147	26.995	44.427	30.431
p11	15:36:01.332	1:44.357	+4.651	26.960	44.897	

(44) Rasmus Ericsson						
1	15:19:31.243	1:49.318	+8.461	28.587	47.775	32.956
2	15:21:16.211	1:44.968	+4.111	27.764	45.646	31.558
3	15:22:58.942	1:42.731	+1.874	27.507	44.445	30.779
4	15:24:40.619	1:41.677	+0.820	27.326	43.852	30.499
5	15:26:22.195	1:41.576	+0.719	26.941	43.986	30.649
6	15:28:03.430	1:41.235	+0.378	27.340	43.619	30.276
7	15:29:44.913	1:41.483	+0.626	27.499	43.428	30.556
8	15:31:25.770	1:40.857		27.200	43.205	30.452
9	15:33:08.562	1:42.792	+1.935	27.230	44.324	31.238
10	15:35:00.878	1:52.316	+11.459	30.709	48.299	33.308
11	15:36:44.036	1:43.158	+2.301	27.394	44.238	31.526

(27) Edward Jonasson						
1	15:19:25.369	1:50.005	+6.656	28.162	48.710	33.133
2	15:21:10.980	1:45.611	+2.262	27.733	46.110	31.768
3	15:22:54.712	1:43.732	+0.383	27.467	44.953	31.312
4	15:24:38.456	1:43.744	+0.395	27.381	45.198	31.165
5	15:26:23.945	1:45.489	+2.140	27.406	45.471	32.612
6	15:28:07.986	1:44.041	+0.692	27.501	45.225	31.315
7	15:29:51.335	1:43.349		27.482	44.601	31.266
8	15:31:35.017	1:43.682	+0.333	27.382	44.992	31.308
9	15:33:23.285	1:48.268	+4.919	27.802	49.026	31.440
10	15:35:09.373	1:46.088	+2.739	27.465	46.906	31.717

(22) Julia Holgersson						
1	15:19:56.447	1:54.667	+7.226	29.364	50.520	34.783
2	15:21:49.921	1:53.474	+6.033	29.148	49.326	35.000
3	15:23:40.980	1:51.059	+3.618	28.625	48.765	33.669
4	15:25:30.544	1:49.564	+2.123	28.386	47.671	33.507
5	15:27:19.481	1:48.937	+1.496	28.268	47.030	33.639
6	15:29:06.930	1:47.449	+0.008	27.918	46.556	32.975
7	15:30:55.665	1:48.735	+1.294	27.961	47.661	33.113
8	15:32:44.512	1:48.847	+1.406	28.156	47.409	33.282
9	15:34:32.841	1:48.329	+0.888	27.803	47.345	33.181
10	15:36:20.282	1:47.441		27.452	46.895	33.094



STCC Anderstorp


Formula Renault 1.6

Anderstorp 4,025 Km

Heat 1

2015-05-30 13:20

Race (20:00 or 11 Laps)



POLE POSITION

2
3 Linus Lundqvist 1:38.485
4
4 Oliver Söderström 1:38.674
6
50 Juuso Puhakka 1:38.774
8
67 Robin Fredriksson 1:39.706
10
27 Edward Jonasson 1:43.349

1
77 Laurents Hörr 1:38.414
3
47 Robert Svensson 1:38.674
5
8 Ilmari Korpivaara 1:38.692
7
9 Reuben Kressner 1:39.254
9
44 Rasmus Ericsson 1:40.857
11
22 Julia Holgersson 1:47.441

1
2
3
4
5
6



STCC Anderstorp

Formula Renault 1.6

Anderstorp 4,025 Km

Heat 1

2015-05-30 13:20

Race (20:00 or 11 Laps) started at 13:21:51

Pos	No.	Name	Entrant	Make	Nat./Club	Total Tm	Laps	Diff	Best Tm	Ø km/h
1	8	Ilmari Korpivaara	Finndrive	Formula Renault 1.6	FIN-EMSC Espoo Motor	19:58.361	11		1:46.388	133,007
2	4	Oliver Söderström	PWR Junior Team	Formula Renault 1.6	SWE-KAK	19:59.285	11	0.924	1:47.173	132,904
3	77	Laurents Hörr	Dutt Motorsport	Formula Renault 1.6	GER-	19:59.492	11	1.131	1:46.530	132,881
4	47	Robert Svensson	Svensson Racing	Formula Renault 1.6	SWE-SMK Söderhamn	20:00.793	11	2.432	1:46.356	132,737
5	3	Linus Lundqvist	Team TIDÖ	Formula Renault 1.6	SWE-KAK	20:08.543	11	10.182	1:47.343	131,886
6	50	Juuso Puhakka	Finndrive	Formula Renault 1.6	FIN-VihUA Vihdin Urhe	20:14.547	11	16.186	1:48.490	131,234
7	67	Robin Fredriksson		Formula Renault 1.6	SWE-SMK Örebro	20:22.932	11	24.571	1:49.536	130,334
8	9	Reuben Kressner		Formula Renault 1.6	SWE-Järfälla MK	20:26.473	11	28.112	1:48.709	129,958
9	27	Edward Jonasson	Sundahl Racing	Formula Renault 1.6	SWE-Kalmar	21:21.075	11	1:22.714	1:53.852	124,419
DNF	44	Rasmus Ericsson	Lyran Racing	Formula Renault 1.6	SWE-MAK	17:00.184	9	DNF	1:51.574	127,830
Not classified (70% = 7 Laps)										
DNF	22	Julia Holgersson	PWR Racing Team	Formula Renault 1.6	SWE-			DNF		-

Margin of Victory	Ø km/h	Best Lap Tm	km/h	Best Lap by
0.924	133,007	1:46.356	136,241	47 - Robert Svensson

Results under www.mwraceconsulting.com

Orbits

Timekeeping S. Kirchhof:

Clerk of the course Pär Hydén:

www.mylaps.com

Steward Mikael Karlstedt:

Secretary of the meeting Matilda Eriksson:

Licensed to: Motorsport Events



STCC Anderstorp

Formula Renault 1.6

Anderstorp 4,025 Km

Heat 1

2015-05-30 13:20

Race (20:00 or 11 Laps) started at 13:21:51

Lap	Time of Day	Lap Tm	Diff	S1 Tm	S2 Tm	S3 Tm
(8) Ilmari Korpivaara						
1	13:23:45.345				49.304	34.110
2	13:25:37.765	1:52.420	+6.032	28.580	50.098	33.742
3	13:27:27.207	1:49.442	+3.054	28.519	47.912	33.011
4	13:29:15.995	1:48.788	+2.400	28.267	47.419	33.102
5	13:31:05.572	1:49.577	+3.189	28.274	48.608	32.695
6	13:32:53.282	1:47.710	+1.322	28.332	47.523	31.855
7	13:34:39.897	1:46.615	+0.227	27.723	46.492	32.400
8	13:36:28.405	1:48.508	+2.120	28.509	46.986	33.013
9	13:38:16.053	1:47.648	+1.260	27.689	47.041	32.918
10	13:40:03.147	1:47.094	+0.706	27.800	46.496	32.798
11	13:41:49.535	1:46.388		27.529	46.380	32.479

Lap	Time of Day	Lap Tm	Diff	S1 Tm	S2 Tm	S3 Tm
(4) Oliver Söderström						
1	13:23:45.104				49.347	34.541
2	13:25:34.993	1:49.889	+2.716	28.212	47.942	33.735
3	13:27:25.185	1:50.192	+3.019	28.115	48.045	34.032
4	13:29:13.862	1:48.677	+1.504	28.152	47.172	33.353
5	13:31:02.769	1:48.907	+1.734	28.042	47.561	33.304
6	13:32:51.290	1:48.521	+1.348	27.961	47.164	33.396
7	13:34:39.744	1:48.454	+1.281	27.843	47.130	33.481
8	13:36:27.976	1:48.232	+1.059	28.287	47.217	32.728
9	13:38:15.656	1:47.680	+0.507	27.958	47.051	32.671
10	13:40:02.829	1:47.173		27.808	46.765	32.600
11	13:41:50.459	1:47.630	+0.457	27.722	46.643	33.265

Lap	Time of Day	Lap Tm	Diff	S1 Tm	S2 Tm	S3 Tm
(77) Laurents Hörr						
1	13:23:43.975				48.976	33.909
2	13:25:34.078	1:50.103	+3.573	28.478	47.800	33.825
3	13:27:24.966	1:50.888	+4.358	28.341	48.501	34.046
4	13:29:15.572	1:50.606	+4.076	28.380	48.407	33.819
5	13:31:04.682	1:49.110	+2.580	28.327	47.574	33.209
6	13:32:54.845	1:50.163	+3.633	29.076	47.804	33.283
7	13:34:43.031	1:48.186	+1.656	27.887	47.229	33.070
8	13:36:30.409	1:47.378	+0.848	27.980	46.853	32.545
9	13:38:17.363	1:46.954	+0.424	27.907	46.560	32.487
10	13:40:03.893	1:46.530		27.665	46.456	32.409
11	13:41:50.666	1:46.773	+0.243	27.502	46.442	32.829

Lap	Time of Day	Lap Tm	Diff	S1 Tm	S2 Tm	S3 Tm
(47) Robert Svensson						
1	13:23:44.517				49.282	34.023
2	13:25:35.620	1:51.103	+4.747	28.774	48.529	33.800
3	13:27:25.388	1:49.768	+3.412	28.673	47.707	33.388
4	13:29:15.666	1:50.278	+3.922	28.164	48.350	33.764
5	13:31:04.965	1:49.299	+2.943	28.567	47.753	32.979
6	13:32:54.976	1:50.011	+3.655	29.340	47.864	32.807
7	13:34:43.385	1:48.409	+2.053	27.994	47.473	32.942
8	13:36:31.481	1:48.096	+1.740	28.534	47.636	31.926
9	13:38:18.709	1:47.228	+0.872	28.073	47.176	31.979
10	13:40:05.611	1:46.902	+0.546	28.048	47.003	31.851
11	13:41:51.967	1:46.356		27.915	46.678	31.763

Lap	Time of Day	Lap Tm	Diff	S1 Tm	S2 Tm	S3 Tm
(3) Linus Lundqvist						
1	13:23:48.367				50.080	35.843
2	13:25:40.155	1:51.788	+4.445	28.499	49.487	33.802
3	13:27:31.279	1:51.124	+3.781	28.064	49.613	33.447
4	13:29:22.044	1:50.765	+3.422	28.243	48.425	34.097
5	13:31:10.134	1:48.090	+0.747	27.951	47.590	32.549
6	13:32:59.278	1:49.144	+1.801	27.942	48.339	32.863
7	13:34:47.762	1:48.484	+1.141	27.798	47.513	33.173
8	13:36:36.200	1:48.438	+1.095	27.974	47.930	32.534
9	13:38:23.789	1:47.589	+0.246	27.908	47.431	32.250
10	13:40:12.374	1:48.585	+1.242	27.698	47.961	32.926
11	13:41:59.717	1:47.343		27.709	47.177	32.457

Lap	Time of Day	Lap Tm	Diff	S1 Tm	S2 Tm	S3 Tm
(50) Juuso Puhakka						
1	13:23:48.140				50.103	34.412
2	13:25:39.585	1:51.445	+2.955	28.824	48.792	33.829
3	13:27:30.193	1:50.608	+2.118	28.589	48.443	33.576
4	13:29:21.503	1:51.310	+2.820	28.323	49.075	33.912
5	13:31:12.291	1:50.788	+2.298	28.569	48.849	33.370
6	13:33:01.090	1:48.799	+0.309	28.089	47.971	32.739
7	13:34:50.199	1:49.109	+0.619	28.487	47.783	32.839

Lap	Time of Day	Lap Tm	Diff	S1 Tm	S2 Tm	S3 Tm
8	13:36:38.813	1:48.614	+0.124	28.275	47.649	32.690
9	13:38:27.303	1:48.490		28.389	47.655	32.446
10	13:40:16.595	1:49.292	+0.802	28.185	48.312	32.795
11	13:42:05.721	1:49.126	+0.636	28.295	48.005	32.826

Lap	Time of Day	Lap Tm	Diff	S1 Tm	S2 Tm	S3 Tm
(67) Robin Fredriksson						
1	13:23:48.852					50.393
2	13:25:40.887	1:52.035	+2.499	28.892	49.068	34.075
3	13:27:32.102	1:51.215	+1.679	28.537	48.901	33.777
4	13:29:22.663	1:50.561	+1.025	28.614	48.437	33.510
5	13:31:13.011	1:50.348	+0.812	28.431	48.511	33.406
6	13:33:03.145	1:50.134	+0.598	28.622	48.302	33.210
7	13:34:54.655	1:51.510	+1.974	28.245	50.161	33.104
8	13:36:44.554	1:49.899	+0.363	28.426	48.240	33.233
9	13:38:34.408	1:49.854	+0.318	28.286	48.433	33.135
10	13:40:23.944	1:49.536		28.247	47.910	33.379
11	13:42:14.106	1:50.162	+0.626	28.200	48.305	33.657

Lap	Time of Day	Lap Tm	Diff	S1 Tm	S2 Tm	S3 Tm
(9) Reuben Kressner						
1	13:23:47.246					49.973
2	13:25:38.851	1:51.605	+2.896	28.615	48.805	34.185
3	13:27:29.627	1:50.776	+2.067	28.660	48.164	33.952
4	13:29:21.176	1:51.549	+2.840	28.763	48.889	33.897
5	13:31:12.838	1:51.662	+2.953	28.769	48.781	34.112
6	13:33:04.231	1:51.393	+2.684	28.507	48.371	34.515
7	13:34:58.542	1:54.311	+5.602	28.773	51.922	33.616
8	13:36:48.834	1:50.292	+1.583	28.476	48.572	33.244
9	13:38:38.671	1:49.837	+1.128	28.378	48.298	33.161
10	13:40:28.938	1:50.267	+1.558	28.328	48.061	33.878
11	13:42:17.647	1:48.709		28.364	47.475	32.870

Lap	Time of Day	Lap Tm	Diff	S1 Tm	S2 Tm	S3 Tm
(27) Edward Jonasson						
1	13:23:54.344					52.443
2	13:25:52.079	1:57.735	+3.883	29.705	52.250	35.780
3	13:27:48.844	1:56.765	+2.913	29.537	51.456	35.772
4	13:29:45.744	1:56.900	+3.048	29.646	51.563	35.691
5	13:31:41.336	1:55.592	+1.740	29.991	50.458	35.143
6	13:33:35.977	1:54.641	+0.789	29.157	49.983	35.501
7	13:35:35.153	1:59.176	+5.324	29.168	55.166	34.842
8	13:37:29.005	1:53.852		29.046	49.753	35.053
9	13:39:23.020	1:54.015	+0.163	29.095	50.295	34.625
10	13:41:17.180	1:54.160	+0.308	28.762	50.092	35.306
11	13:43:12.249	1:55.069	+1.217	28.934	50.948	35.187

Lap	Time of Day	Lap Tm	Diff	S1 Tm	S2 Tm	S3 Tm
(44) Rasmus Ericsson						
1	13:23:49.959					50.383
2	13:25:43.870	1:53.911	+2.337	29.184	49.928	34.799
3	13:27:36.560	1:52.690	+1.116	28.897	49.346	34.447
4	13:29:29.593	1:53.033	+1.459	29.263	49.675	34.095
5	13:31:22.748	1:53.155	+1.581	28.899	49.869	34.387
6	13:33:14.322	1:51.574		28.725	49.124	33.725
7	13:35:06.656	1:52.334	+0.760	28.580	50.103	33.651
8	13:36:58.708	1:52.052	+0.478	28.449	49.582	34.021
p9	13:38:51.358	1:52.650	+1.076	28.691	49.681	



STCC Anderstorp

Formula Renault 1.6

Anderstorp 4,025 Km

Qualifying

2015-05-31 09:45

Qualifying (20:00 Time) started at 9:45:05

Pos	No.	Name	Entrant	Make	Nat./Club	Laps	Best Tm	Diff	In Lap	2nd Bes
1	4	Oliver Söderström	PWR Junior Team	Formula Renault	SWE-KAK	8	1:49.524			1:49.605
2	9	Reuben Kressner		Formula Renault	SWE-Järfälla MK	8	1:50.718	1.194	6	1:50.865
3	8	Ilmari Korpivaara	Finndrive	Formula Renault	FIN-EMSC Espoo Moto	8	1:51.685	2.161	7	1:52.222
4	77	Laurents Hörr	Dutt Motorsport	Formula Renault	GER-	7	1:51.788	2.264	7	1:52.071
5	50	Juuso Puhakka	Finndrive	Formula Renault	FIN-VihUA Vihdin Urhe	8	1:51.799	2.275	8	1:52.598
6	3	Linus Lundqvist	Team TIDÖ	Formula Renault	SWE-KAK	7	1:52.082	2.558	7	1:53.174
7	47	Robert Svensson	Svensson Racing	Formula Renault	SWE-SMK Söderhamn	7	1:52.185	2.661	7	1:52.199
8	67	Robin Fredriksson		Formula Renault	SWE-SMK Örebro	8	1:52.716	3.192	7	1:52.960
9	27	Edward Jonasson	Sundahl Racing	Formula Renault	SWE-Kalmar	8	1:54.479	4.955	6	1:54.687
10	44	Rasmus Ericsson	Lyrans Racing	Formula Renault	SWE-MAK	7	1:55.043	5.519	7	1:55.230
11	22	Julia Holgersson	PWR Racing Team	Formula Renault 1	SWE-	1			0	

Announcements

Weather: rainy 9 degrees, wet track

These results are provisional until the conclusion of any judicial and technical matters!



STCC Anderstorp

Formula Renault 1.6

Anderstorp 4,025 Km

Qualifying

2015-05-31 09:45

Qualifying (20:00 Time) started at 9:45:05

Lap	Time of Day	Lap Tm	Diff	S1 Tm	S2 Tm	S3 Tm
(4) Oliver Söderström						
1	9:49:43.938	1:51.709	+2.185	28.487	49.120	34.102
2	9:51:48.261	2:04.323	+14.799	28.329	48.239	47.755
3	9:54:22.274	2:34.013	+44.489	39.568	56.750	57.695
4	9:57:54.117	3:31.843	+1:42.319	1:00.072	1:28.922	1:02.849
5	10:01:12.739	3:18.622	+1:29.098	1:02.727	1:27.632	48.263
6	10:00:51.619	1:49.880	+0.356	28.259	48.096	33.525
7	10:04:52.224	1:49.605	+0.081	28.232		
8	10:06:41.748	1:49.524		28.165	47.700	33.659

(9) Reuben Kressner						
1	9:49:38.629	1:52.445	+1.727	28.969	49.519	33.957
2	9:51:41.763	2:03.134	+12.416	28.788	50.985	43.361
3	9:54:19.636	2:37.873	+47.155	40.524	58.777	58.572
4	9:57:47.978	3:28.342	+1:37.624	1:00.135	1:22.520	1:05.687
5	10:00:51.027	3:03.049	+1:12.331	58.225	1:25.048	39.776
6	10:02:41.745	1:50.718		28.633	48.363	33.722
7	10:04:32.610	1:50.865	+0.147	28.605		
8	10:06:23.715	1:51.105	+0.387	28.578	48.588	33.939

(8) Ilmari Korpivaara						
1	9:49:41.113	1:55.882	+4.197	29.027	50.617	36.238
2	9:51:42.833	2:01.720	+10.035	28.892	49.611	43.217
3	9:54:21.122	2:38.289	+46.604	40.399	59.400	58.490
4	9:57:52.122	3:31.000	+1:39.315	59.837	1:29.131	1:02.032
5	10:01:14.908	3:22.786	+1:31.101	1:02.414	1:28.791	51.581
6	10:03:07.130	1:52.222	+0.537	29.108	49.054	34.060
7	10:04:58.815	1:51.685		28.739		
8	10:06:51.493	1:52.678	+0.993	28.761	49.487	34.430

(77) Laurents Hörr						
1	9:50:34.363	1:58.207	+6.419	29.508	49.631	39.068
2	9:54:15.542	3:41.179	+1:49.391	51.401	1:37.759	1:12.019
3	9:57:43.800	3:28.258	+1:36.470	55.806	1:22.686	1:09.766
4	10:00:40.788	2:56.988	+1:05.200	57.841	1:08.207	50.940
5	10:02:32.859	1:52.071	+0.283	28.858	48.927	34.286
6	10:04:25.342	1:52.483	+0.695	28.954		
7	10:06:17.130	1:51.788		28.674	49.022	34.092

(50) Juuso Puhakka						
1	9:49:30.190	1:54.262	+2.463	29.325	50.486	34.451
2	9:51:23.508	1:53.318	+1.519	28.742	50.126	34.450
3	9:54:16.308	2:52.800	+1:01.001	28.867	1:11.020	1:12.913
4	9:57:44.989	3:28.681	+1:36.882	56.024	1:22.480	1:10.177
5	10:00:43.015	2:58.026	+1:06.227	58.489	1:06.957	52.580
6	10:02:35.613	1:52.598	+0.799	29.068	49.358	34.172
7	10:04:28.816	1:53.203	+1.404	28.936		
8	10:06:20.615	1:51.799		28.844	48.876	34.079

(3) Linus Lundqvist						
1	9:49:57.079	1:58.198	+6.116	31.542	50.045	36.611
2	9:51:54.919	1:57.840	+5.758	29.270	50.781	37.789
3	9:54:25.860	2:30.941	+38.859	38.713	54.320	57.908
4	9:57:57.519	3:31.659	+1:39.577	59.705	1:28.815	1:03.139
5	10:01:21.569	3:24.050	+1:31.968	1:02.645	1:27.701	53.704
6	10:03:14.743	1:53.174	+1.092	29.330	49.820	34.024
7	10:05:06.825	1:52.082		28.908	49.072	34.102

(47) Robert Svensson						
1	9:49:17.103	1:52.948	+0.763	28.965	49.772	34.211
2	9:51:17.566	2:00.463	+8.278	28.747	51.012	40.704
3	9:54:17.302	2:59.736	+1:07.551	35.210	1:12.224	1:12.302
p4	9:57:35.098	3:17.796	+1:25.611	56.668	1:22.613	
5	10:01:33.843	3:58.745	+2:06.560		1:17.033	56.122
6	10:03:26.042	1:52.199	+0.014	28.859	49.376	33.964
7	10:05:18.227	1:52.185		28.927	49.179	34.079

(67) Robin Fredriksson						
1	9:49:49.033	1:53.915	+1.199	29.295	49.751	34.869
2	9:51:49.481	2:00.448	+7.732	28.984	52.339	39.125
3	9:54:23.769	2:34.288	+41.572	40.274	56.433	57.581
4	9:57:55.418	3:31.649	+1:38.933	59.646	1:29.119	1:02.884
5	10:01:17.523	3:22.105	+1:29.389	1:03.253	1:27.130	51.722

Lap	Time of Day	Lap Tm	Diff	S1 Tm	S2 Tm	S3 Tm
6	10:03:10.483	1:52.960	+0.244	29.160	49.471	34.329
7	10:05:03.199	1:52.716		28.871		
p8	10:06:59.497	1:56.298	+3.582	29.087	50.135	

(27) Edward Jonasson						
1	9:49:35.391	1:56.823	+2.344	29.836	51.319	35.668
2	9:51:40.671	2:05.280	+10.801	29.393	52.852	43.035
3	9:54:18.324	2:37.653	+43.174	40.653	58.760	58.240
4	9:57:46.027	3:27.703	+1:33.224	56.868	1:22.278	1:08.557
5	10:00:46.186	3:00.159	+1:05.680	58.587	1:08.933	52.639
6	10:02:40.665	1:54.479		29.213	50.344	34.922
7	10:04:36.880	1:56.215	+1.736	29.548		
8	10:06:31.567	1:54.687	+0.208	29.240	50.506	34.941

(44) Rasmus Ericsson						
1	9:50:01.983	1:58.161	+3.118	30.109	52.169	35.883
2	9:52:00.111	1:58.128	+3.085	30.000	51.064	37.064
3	9:54:27.777	2:27.666	+32.623	36.831	52.579	58.256
4	9:57:58.458	3:30.681	+1:35.638	59.238	1:28.625	1:02.818
5	10:01:22.122	3:23.664	+1:28.621	1:04.006	1:26.180	53.478
6	10:03:17.352	1:55.230	+0.187	29.622	50.631	34.977
7	10:05:12.395	1:55.043		29.376	50.494	35.173

(22) Julia Holgersson						
p1	9:58:59.187	10:47.203	:50:07.572	30.210	54.270	



STCC Anderstorp


Formula Renault 1.6

Anderstorp 4,025 Km

Heat 1

2015-05-31 11:10

Race (20:00 or 11 Laps)



POLE POSITION

2
9 Reuben Kressner
4
47 Robert Svensson
6
50 Juuso Puhakka
8
3 Linus Lundqvist
10
44 Rasmus Ericsson

1
4 Oliver Söderström
3
77 Laurents Hörr
5
8 Ilmari Korpivaara
7
67 Robin Fredriksson
9
27 Edward Jonasson
11
22 Julia Holgersson

1
2
3
4
5
6



STCC Anderstorp


Formula Renault 1.6

Anderstorp 4,025 Km

Heat 2

2015-05-31 14:00

Race (20:00 or 11 Laps)



POLE POSITION

2 9 Reuben Kressner 1:50.718
4 77 Laurents Hörr 1:51.788
6 3 Linus Lundqvist 1:52.082
8 67 Robin Fredriksson 1:52.716
10 44 Rasmus Ericsson 1:55.043

1 4 Oliver Söderström 1:49.524
3 8 Ilmari Korpivaara 1:51.685
5 50 Juuso Puhakka 1:51.799
7 47 Robert Svensson 1:52.185
9 27 Edward Jonasson 1:54.479
11 22 Julia Holgersson

1
2
3
4
5
6



STCC Anderstorp

Formula Renault 1.6

Anderstorp 4,025 Km

Heat 1

2015-05-31 11:10

Race (20:00 or 11 Laps) started at 11:18:52

Pos	No.	Name	Entrant	Make	Nat./Club	Total Tm	Laps	Diff	Best Tm	Ø km/h
1	4	Oliver Söderström	PWR Junior Team	Formula Renault 1.6	SWE-KAK	22:44.017	11		1:50.678	116,853
2	77	Laurents Hörr	Dutt Motorsport	Formula Renault 1.6	GER-	22:57.941	11	13.924	1:52.265	115,673
3	8	Ilmari Korpivaara	Finndrive	Formula Renault 1.6	FIN-EMSC Espoo Motor	23:03.634	11	19.617	1:53.059	115,197
4	47	Robert Svensson	Svensson Racing	Formula Renault 1.6	SWE-SMK Söderhamn	23:05.986	11	21.969	1:53.181	115,001
5	3	Linus Lundqvist	Team TIDÖ	Formula Renault 1.6	SWE-KAK	23:06.381	11	22.364	1:52.572	114,968
6	67	Robin Fredriksson		Formula Renault 1.6	SWE-SMK Örebro	23:11.584	11	27.567	1:53.646	114,539
7	44	Rasmus Ericsson	Lyrän Racing	Formula Renault 1.6	SWE-MAK	23:34.983	11	50.966	1:55.920	112,644
8	27	Edward Jonasson	Sundahl Racing	Formula Renault 1.6	SWE-Kalmar	23:59.059	11	1:15.042	1:55.621	110,760
9	22	Julia Holgersson	PWR Racing Team	Formula Renault 1.6	SWE-	24:21.796	11	1:37.779	1:59.682	109,037

Not classified (70% = 7 Laps)

DNF	9	Reuben Kressner		Formula Renault 1.6	SWE-Järfälla MK			DNF		-
DNF	50	Juuso Puhakka	Finndrive	Formula Renault 1.6	FIN-VihUA Vihdin Urhe			DNF		-

Announcements

Weather: rainy 9 degrees, wet track

These results are provisional until the conclusion of any judicial and technical matters!

Margin of Victory	Ø km/h	Best Lap Tm	km/h	Best Lap by
13.924	116,853	1:50.678	130,920	4 - Oliver Söderström

Results under www.mwraceconsulting.com Orbits

Timekeeping S. Kirchhof:

Clerk of the course Pär Hydén:

Steward Mikael Karlstedt:

Secretary of the meeting Matilda Eriksson:

www.mylaps.com

Licensed to: Motorsport Events

Printed: 2015-05-31 11:44:29



STCC Anderstorp

Formula Renault 1.6

Anderstorp 4,025 Km

Heat 1

2015-05-31 11:10

Race (20:00 or 11 Laps) started at 11:18:52

Lap	Time of Day	Lap Tm	Diff	S1 Tm	S2 Tm	S3 Tm
(4) Oliver Söderström						
1	11:20:43.234				48.792	35.045
2	11:23:52.222	3:08.988	+1:18.310	43.961	1:23.364	1:01.663
3	11:26:48.880	2:56.658	+1:05.980	53.389	1:18.795	44.474
4	11:28:39.819	1:50.939	+0.261	28.736	48.461	33.742
5	11:30:30.519	1:50.700	+0.022	28.593	48.436	33.671
6	11:32:21.493	1:50.974	+0.296	28.801	48.313	33.860
7	11:34:12.171	1:50.678		28.680	48.378	33.620
8	11:36:03.478	1:51.307	+0.629	28.734	48.583	33.990
9	11:37:54.216	1:50.738	+0.060	28.792	48.217	33.729
10	11:39:45.191	1:50.975	+0.297	28.719	48.486	33.770
11	11:41:36.640	1:51.449	+0.771	28.765	48.580	34.104

Lap	Time of Day	Lap Tm	Diff	S1 Tm	S2 Tm	S3 Tm
(77) Laurents Hörr						
1	11:20:46.404				50.655	35.589
2	11:23:53.876	3:07.472	+1:15.207	42.890	1:22.481	1:02.101
3	11:26:49.489	2:55.613	+1:03.348	53.223	1:17.766	44.624
4	11:28:41.754	1:52.265		29.097	49.102	34.066
5	11:30:34.382	1:52.628	+0.363	29.220	49.114	34.294
6	11:32:26.757	1:52.375	+0.110	29.050	49.199	34.126
7	11:34:19.360	1:52.603	+0.338	29.023	49.315	34.265
8	11:36:12.072	1:52.712	+0.447	28.975	49.330	34.407
9	11:38:04.609	1:52.537	+0.272	28.840	49.388	34.309
10	11:39:57.467	1:52.858	+0.593	28.840	49.619	34.399
11	11:41:50.564	1:53.097	+0.832	28.893	49.721	34.483

Lap	Time of Day	Lap Tm	Diff	S1 Tm	S2 Tm	S3 Tm
(8) Ilmari Korpivaara						
1	11:20:47.558				51.017	35.705
2	11:23:55.227	3:07.669	+1:14.610	43.252	1:21.659	1:02.758
3	11:26:50.217	2:54.990	+1:01.931	53.998	1:16.928	44.064
4	11:28:43.422	1:53.205	+0.146	29.166	49.631	34.408
5	11:30:36.502	1:53.080	+0.021	29.111	49.656	34.313
6	11:32:29.620	1:53.118	+0.059	29.147	49.570	34.401
7	11:34:22.998	1:53.378	+0.319	29.172	49.701	34.505
8	11:36:16.199	1:53.201	+0.142	29.189	49.440	34.572
9	11:38:09.258	1:53.059		29.098	49.556	34.405
10	11:40:02.466	1:53.208	+0.149	29.116	49.770	34.322
11	11:41:56.257	1:53.791	+0.732	29.010	49.791	34.990

Lap	Time of Day	Lap Tm	Diff	S1 Tm	S2 Tm	S3 Tm
(47) Robert Svensson						
1	11:20:49.191				51.485	36.064
2	11:23:55.872	3:06.681	+1:13.500	42.704	1:21.438	1:02.539
3	11:26:50.699	2:54.827	+1:01.646	54.321	1:16.527	43.979
4	11:28:44.411	1:53.712	+0.531	29.387	49.638	34.687
5	11:30:38.270	1:53.859	+0.678	29.638	49.919	34.302
6	11:32:31.635	1:53.365	+0.184	29.238	49.849	34.278
7	11:34:24.846	1:53.211	+0.030	29.173	49.772	34.266
8	11:36:18.505	1:53.659	+0.478	29.408	50.154	34.097
9	11:38:12.160	1:53.655	+0.474	29.416	49.868	34.371
10	11:40:05.341	1:53.181		29.328	49.664	34.189
11	11:41:58.609	1:53.268	+0.087	28.939	49.940	34.389

Lap	Time of Day	Lap Tm	Diff	S1 Tm	S2 Tm	S3 Tm
(3) Linus Lundqvist						
1	11:20:53.739				52.250	38.894
2	11:23:59.369	3:05.630	+1:13.058	42.114	1:20.381	1:03.135
3	11:26:52.132	2:52.763	+1:00.191	53.417	1:16.806	42.540
4	11:28:46.531	1:54.399	+1.827	29.359	50.548	34.492
5	11:30:40.117	1:53.586	+1.014	29.493	49.691	34.402
6	11:32:33.546	1:53.429	+0.857	29.420	49.632	34.377
7	11:34:26.900	1:53.354	+0.782	29.319	49.452	34.583
8	11:36:19.865	1:52.965	+0.393	29.147	50.133	33.685
9	11:38:13.098	1:53.233	+0.661	29.227	49.218	34.788
10	11:40:05.670	1:52.572		28.971	49.436	34.165
11	11:41:59.004	1:53.334	+0.762	29.012	49.888	34.434

Lap	Time of Day	Lap Tm	Diff	S1 Tm	S2 Tm	S3 Tm
(67) Robin Fredriksson						
1	11:20:50.879				51.966	36.713
2	11:23:56.829	3:05.950	+1:12.304	42.689	1:20.968	1:02.293
3	11:26:51.633	2:54.804	+1:01.158	54.564	1:16.224	44.016
4	11:28:45.381	1:53.748	+0.102	29.393	49.925	34.430
5	11:30:39.472	1:54.091	+0.445	29.479	50.039	34.573
6	11:32:33.118	1:53.646		29.415	49.623	34.608
7	11:34:26.995	1:53.877	+0.231	29.311	49.537	35.029

Lap	Time of Day	Lap Tm	Diff	S1 Tm	S2 Tm	S3 Tm
8	11:36:21.932	1:54.937	+1.291	29.410	50.699	34.828
9	11:38:15.927	1:53.995	+0.349	29.326	49.796	34.873
10	11:40:09.859	1:53.932	+0.286	29.095	49.850	34.987
11	11:42:04.207	1:54.348	+0.702	29.080	50.065	35.203

Lap	Time of Day	Lap Tm	Diff	S1 Tm	S2 Tm	S3 Tm
(44) Rasmus Ericsson						
1	11:20:58.504				54.077	39.000
2	11:24:01.003	3:02.499	+1:06.579	41.451	1:18.743	1:02.305
3	11:26:54.070	2:53.067	+57.147	54.889	1:16.342	41.836
4	11:28:51.280	1:57.210	+1.290	30.804	51.194	35.212
5	11:30:47.936	1:56.656	+0.736	30.347	50.805	35.504
6	11:32:44.717	1:56.781	+0.861	29.940	51.073	35.768
7	11:34:41.112	1:56.395	+0.475	29.959	50.757	35.679
8	11:36:38.460	1:57.348	+1.428	30.137	51.519	35.692
9	11:38:34.520	1:56.060	+0.140	30.303	50.155	35.602
10	11:40:30.440	1:55.920		29.601	50.792	35.527
11	11:42:27.606	1:57.166	+1.246	29.947	51.247	35.972

Lap	Time of Day	Lap Tm	Diff	S1 Tm	S2 Tm	S3 Tm
(27) Edward Jonasson						
1	11:20:57.380				54.533	38.577
2	11:24:00.242	3:02.862	+1:07.241	40.607	1:19.496	1:02.759
3	11:26:53.442	2:53.200	+57.579	54.135	1:17.135	41.930
4	11:28:49.187	1:55.745	+0.124	30.219	50.714	34.812
5	11:30:44.929	1:55.742	+0.121	29.795	51.041	34.906
p6	11:32:44.860	1:59.931	+4.310	30.945	52.266	
7	11:35:07.583	2:22.723	+27.102	50.779	50.779	34.973
8	11:37:03.347	1:55.764	+0.143	29.605	50.591	35.568
9	11:38:59.616	1:56.269	+0.648	29.465	51.036	35.768
10	11:40:55.237	1:55.621		29.358	50.574	35.689
11	11:42:51.682	1:56.445	+0.824	29.577	51.307	35.561

Lap	Time of Day	Lap Tm	Diff	S1 Tm	S2 Tm	S3 Tm
(22) Julia Holgersson						
1	11:21:06.066				57.117	41.070
2	11:24:02.105	2:56.039	+56.357	35.940	1:17.889	1:02.210
3	11:26:59.778	2:57.673	+57.991	55.682	1:16.492	45.499
4	11:29:05.328	2:05.550	+5.868	30.770	54.567	40.213
5	11:31:09.865	2:04.537	+4.855	30.605	54.475	39.457
6	11:33:12.338	2:02.473	+2.791	30.209	53.691	38.573
7	11:35:13.824	2:01.486	+1.804	30.282	53.167	38.037
8	11:37:14.762	2:00.938	+1.256	30.001	52.812	38.125
9	11:39:14.872	2:00.110	+0.428	29.987	52.618	37.505
10	11:41:14.737	1:59.865	+0.183	29.670	52.485	37.710
11	11:43:14.419	1:59.682		29.529	52.215	37.938



STCC Anderstorp

Formula Renault 1.6

Anderstorp 4,025 Km

Heat 2

2015-05-31 14:00

Race (20:00 or 11 Laps) started at 14:07:21

Pos	No.	Name	Entrant	Make	Nat./Club	Total Tm	Laps	Diff	Best Tm	Ø km/h
1	77	Laurents Hörr	Dutt Motorsport	Formula Renault 1.6	GER-	18:11.311	11		1:38.619	146,054
2	4	Oliver Söderström	PWR Junior Team	Formula Renault 1.6	SWE-KAK	18:11.504	11	0.193	1:38.758	146,028
3	9	Reuben Kressner		Formula Renault 1.6	SWE-Järfälla MK	18:15.794	11	4.483	1:38.729	145,456
4	8	Ilmari Korpivaara	Finndrive	Formula Renault 1.6	FIN-EMSC Espoo Motor	18:16.145	11	4.834	1:38.715	145,410
5	47	Robert Svensson	Svensson Racing	Formula Renault 1.6	SWE-SMK Söderhamn	18:20.045	11	8.734	1:38.758	144,894
6	50	Juuso Puhakka	Finndrive	Formula Renault 1.6	FIN-VihUA Vihdin Urhe	18:20.863	11	9.552	1:38.786	144,786
7	44	Rasmus Ericsson	Lyrän Racing	Formula Renault 1.6	SWE-MAK	18:21.738	11	10.427	1:38.835	144,671
8	67	Robin Fredriksson		Formula Renault 1.6	SWE-SMK Örebro	18:26.847	11	15.536	1:39.631	144,004
9	3	Linus Lundqvist	Team TIDÖ	Formula Renault 1.6	SWE-KAK	18:33.760	11	22.449	1:38.343	143,110
10	22	Julia Holgersson	PWR Racing Team	Formula Renault 1.6	SWE-	19:15.925	11	1:04.614	1:42.671	137,890
11	27	Edward Jonasson	Sundahl Racing	Formula Renault 1.6	SWE-Kalmar	19:24.037	11	1:12.726	1:44.088	136,929

Announcements

Weather: cloudy 11 degrees, dry track

These results are provisional until the conclusion of any judicial and technical matters!

Margin of Victory	Ø km/h	Best Lap Tm	km/h	Best Lap by
0.193	146,054	1:38.343	147,341	3 - Linus Lundqvist

Results under www.mwraceconsulting.com

Orbits

Timekeeping S. Kirchhof:

Clerk of the course Pär Hydén:

www.mylaps.com

Steward Mikael Karlstedt:

Secretary of the meeting Matilda Eriksson:

Licensed to: Motorsport Events



STCC Anderstorp

Formula Renault 1.6

Anderstorp 4,025 Km

Heat 2

2015-05-31 14:00

Race (20:00 or 11 Laps) started at 14:07:21

Lap	Time of Day	Lap Tm	Diff	S1 Tm	S2 Tm	S3 Tm
(77) Laurents Hörr						
1	14:08:59.990				43.745	30.259
2	14:10:39.698	1:39.708	+1.089	26.595	43.092	30.021
3	14:12:19.057	1:39.359	+0.740	26.477	42.928	29.954
4	14:13:58.312	1:39.255	+0.636	26.576	42.691	29.988
5	14:15:36.931	1:38.619		26.172	42.625	29.822
6	14:17:15.885	1:38.954	+0.335	26.300	42.619	30.035
7	14:18:54.999	1:39.114	+0.495	26.360	42.585	30.169
8	14:20:34.142	1:39.143	+0.524	26.521	42.600	30.022
9	14:22:13.496	1:39.354	+0.735	26.429	42.383	30.542
10	14:23:52.852	1:39.356	+0.737	26.699	42.507	30.150
11	14:25:32.370	1:39.518	+0.899	26.400	42.770	30.348

(4) Oliver Söderström						
1	14:08:59.465				43.799	30.205
2	14:10:41.622	1:42.157	+3.399	26.501	45.504	30.152
3	14:12:20.635	1:39.013	+0.255	26.479	42.586	29.948
4	14:13:59.765	1:39.130	+0.372	26.653	42.639	29.838
5	14:15:38.523	1:38.758		26.492	42.551	29.715
6	14:17:17.331	1:38.808	+0.050	26.431	42.641	29.736
7	14:18:56.166	1:38.835	+0.077	26.542	42.511	29.782
8	14:20:35.221	1:39.055	+0.297	26.504	42.756	29.795
9	14:22:14.386	1:39.165	+0.407	26.548	42.611	30.006
10	14:23:53.346	1:38.960	+0.202	26.524	42.477	29.959
11	14:25:32.563	1:39.217	+0.459	26.455	42.555	30.207

(9) Reuben Kressner						
1	14:09:02.076				44.874	31.079
2	14:10:43.150	1:41.074	+2.345	27.020	43.781	30.273
3	14:12:23.712	1:40.562	+1.833	26.774	43.065	30.723
4	14:14:03.413	1:39.701	+0.972	26.896	42.626	30.179
5	14:15:42.584	1:39.171	+0.442	26.595	42.709	29.867
6	14:17:21.946	1:39.362	+0.633	26.520	42.783	30.059
7	14:19:01.254	1:39.308	+0.579	26.635	42.672	30.001
8	14:20:40.104	1:38.850	+0.121	26.526	42.483	29.841
9	14:22:18.991	1:38.887	+0.158	26.550	42.472	29.865
10	14:23:57.720	1:38.729		26.441	42.612	29.676
11	14:25:36.853	1:39.133	+0.404	26.557	42.542	30.034

(8) Ilmari Korpivaara						
1	14:09:02.476				44.996	31.071
2	14:10:44.408	1:41.932	+3.217	27.040	43.950	30.942
3	14:12:24.615	1:40.207	+1.492	27.031	43.153	30.023
4	14:14:03.876	1:39.261	+0.546	26.589	42.596	30.076
5	14:15:43.023	1:39.147	+0.432	26.415	42.741	29.991
6	14:17:22.479	1:39.456	+0.741	26.587	42.678	30.191
7	14:19:01.581	1:39.102	+0.387	26.563	42.684	29.855
8	14:20:40.560	1:38.979	+0.264	26.489	42.642	29.848
9	14:22:19.413	1:38.853	+0.138	26.560	42.555	29.738
10	14:23:58.128	1:38.715		26.395	42.575	29.745
11	14:25:37.204	1:39.076	+0.361	26.466	42.578	30.032

(47) Robert Svensson						
1	14:09:02.619				44.835	30.900
2	14:10:43.708	1:41.089	+2.331	26.908	43.744	30.437
3	14:12:22.782	1:39.074	+0.316	26.497	42.984	29.593
4	14:14:01.543	1:38.761	+0.003	26.689	42.468	29.604
5	14:15:40.301	1:38.758		26.473	42.607	29.678
6	14:17:19.240	1:38.939	+0.181	26.468	42.841	29.630
7	14:19:04.800	1:45.560	+6.802	26.865	48.876	29.819
8	14:20:44.009	1:39.209	+0.451	26.463	42.563	30.183
9	14:22:22.850	1:38.841	+0.083	26.668	42.515	29.658
10	14:24:01.681	1:38.831	+0.073	26.369	42.727	29.735
11	14:25:41.104	1:39.423	+0.665	26.683	42.988	29.752

(50) Juuso Puhakka						
1	14:09:03.150				45.430	31.115
2	14:10:44.655	1:41.505	+2.719	26.762	43.698	31.045
3	14:12:25.414	1:40.759	+1.973	27.085	43.426	30.248
4	14:14:05.039	1:39.625	+0.839	26.669	42.767	30.189
5	14:15:45.282	1:40.243	+1.457	26.953	43.203	30.087
6	14:17:25.058	1:39.776	+0.990	26.499	43.184	30.093
7	14:19:05.460	1:40.402	+1.616	26.534	43.756	30.112

Lap	Time of Day	Lap Tm	Diff	S1 Tm	S2 Tm	S3 Tm
8	14:20:44.685	1:39.225	+0.439	26.457	42.675	30.093
9	14:22:23.662	1:38.977	+0.191	26.523	42.513	29.941
10	14:24:02.448	1:38.786		26.366	42.517	29.903
11	14:25:41.922	1:39.474	+0.688	26.568	42.677	30.229

(44) Rasmus Ericsson						
1	14:09:04.536				45.643	30.785
2	14:10:45.880	1:41.344	+2.509	26.623	43.731	30.990
3	14:12:27.135	1:41.255	+2.420	26.895	43.523	30.837
4	14:14:07.231	1:40.096	+1.261	26.754	42.981	30.361
5	14:15:47.398	1:40.167	+1.332	26.510	43.280	30.377
6	14:17:27.128	1:39.730	+0.895	26.628	43.067	30.035
7	14:19:06.828	1:39.700	+0.865	26.600	42.779	30.321
8	14:20:45.926	1:39.098	+0.263	26.603	42.546	29.949
9	14:22:25.097	1:39.171	+0.336	26.568	42.687	29.916
10	14:24:03.932	1:38.835		26.368	42.704	29.763
11	14:25:42.797	1:38.865	+0.030	26.386	42.687	29.792

(67) Robin Fredriksson						
1	14:09:03.569				45.128	30.974
2	14:10:45.647	1:42.078	+2.447	26.767	43.832	31.479
3	14:12:26.814	1:41.167	+1.536	26.638	43.816	30.713
4	14:14:06.953	1:40.139	+0.508	26.704	42.975	30.460
5	14:15:47.112	1:40.159	+0.528	26.557	43.281	30.321
6	14:17:26.743	1:39.631		26.647	42.859	30.125
7	14:19:06.948	1:40.205	+0.574	26.604	42.968	30.633
8	14:20:47.170	1:40.222	+0.591	26.824	43.146	30.252
9	14:22:27.291	1:40.121	+0.490	26.696	43.145	30.280
10	14:24:07.204	1:39.913	+0.282	26.577	43.148	30.188
11	14:25:47.906	1:40.702	+1.071	26.751	43.453	30.498

(3) Linus Lundqvist						
1	14:09:04.011				46.497	30.708
2	14:10:45.352	1:41.341	+2.998	26.506	44.043	30.792
3	14:12:25.839	1:40.487	+2.144	26.481	43.872	30.134
4	14:14:05.290	1:39.451	+1.108	26.409	43.140	29.902
5	14:16:02.364	1:57.074	+18.731	26.663	1:00.168	30.243
6	14:17:41.759	1:39.395	+1.052	26.485	42.948	29.962
7	14:19:20.550	1:38.791	+0.448	26.389	42.447	29.955
8	14:20:59.117	1:38.567	+0.224	26.352	42.376	29.839
9	14:22:37.460	1:38.343		26.447	42.181	29.715
10	14:24:15.854	1:38.394	+0.051	26.329	42.333	29.732
11	14:25:54.819	1:38.965	+0.622	26.590	42.418	29.957

(22) Julia Holgersson						
1	14:09:11.860				47.713	33.159
2	14:10:58.695	1:46.835	+4.164	27.633	46.838	32.364
3	14:12:44.037	1:45.342	+2.671	27.289	46.114	31.939
4	14:14:29.204	1:45.167	+2.496	27.079	45.837	32.251
5	14:16:14.946	1:45.742	+3.071	27.439	46.705	31.598
6	14:17:59.483	1:44.537	+1.866	27.336	45.745	31.456
7	14:19:43.837	1:44.354	+1.683	27.277	45.508	31.569
8	14:21:27.729	1:43.892	+1.221	27.249	45.395	31.248
9	14:23:10.400	1:42.671		26.882	44.596	31.193
10	14:24:53.570	1:43.170	+0.499	27.134	44.725	31.311
11	14:26:36.984	1:43.414	+0.743	26.870	45.095	31.449

(27) Edward Jonasson						
1	14:09:09.242				47.160	32.654
2	14:10:56.516	1:47.274	+3.186	27.916	46.654	32.704
3	14:12:42.904	1:46.388	+2.300	27.584	46.268	32.536
4	14:14:29.006	1:46.102	+2.014	27.576	46.248	32.278
5	14:16:14.657	1:45.651	+1.563	27.535	46.326	31.790
6	14:18:01.001	1:46.344	+2.256	27.538	46.880	31.926
7	14:19:46.184	1:45.183	+1.095	27.581	45.963	31.639
8	14:21:30.878	1:44.694	+0.606	27.275	45.705	31.714
9	14:23:15.921	1:45.043	+0.955	27.281	45.918	31.844
10	14:25:00.009	1:44.088		27.273	45.154	31.661
11	14:26:45.096	1:45.087	+0.999	26.975	45.586	32.526

